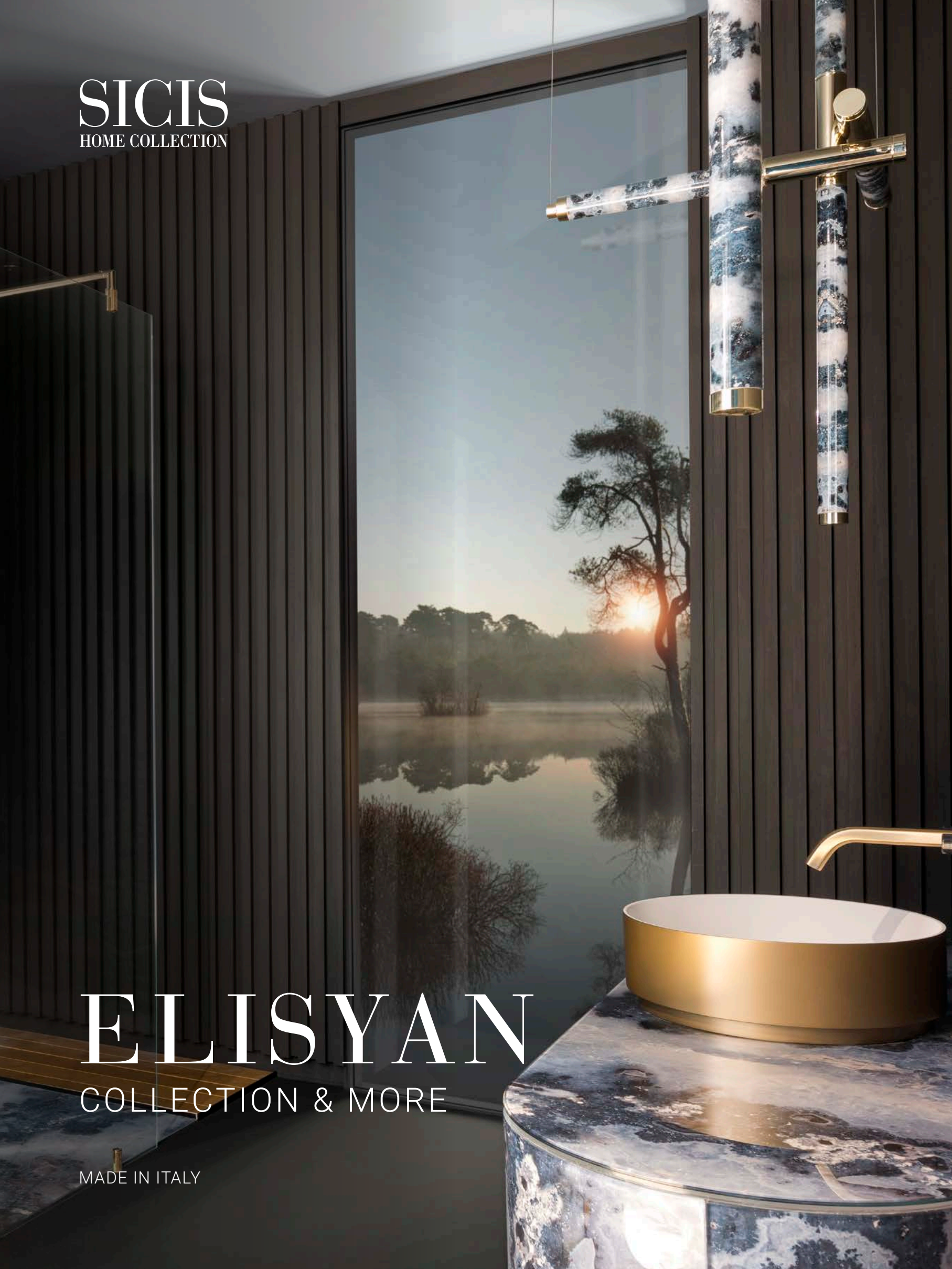


SICIS
HOME COLLECTION

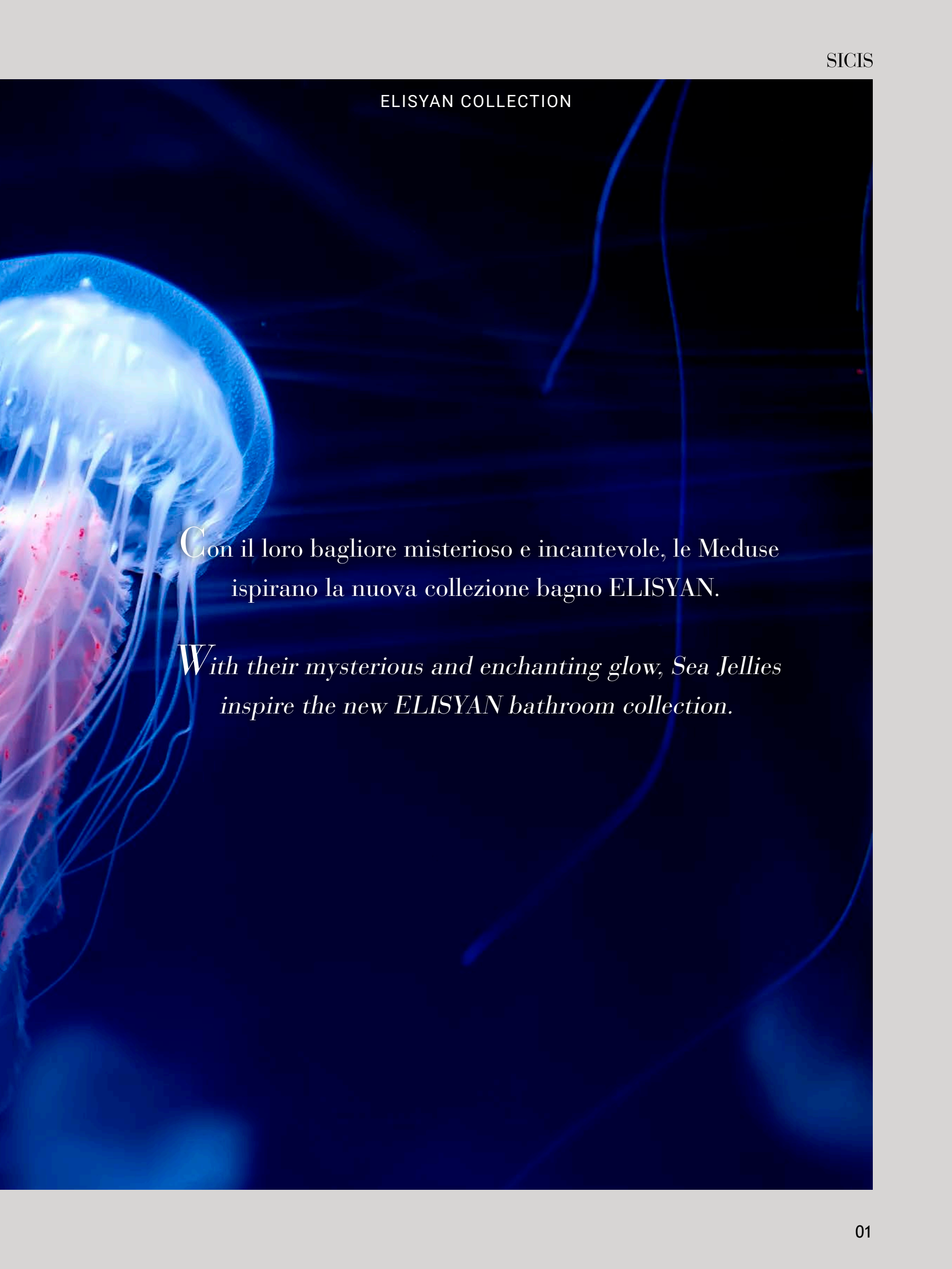
ELISYAN
COLLECTION & MORE

MADE IN ITALY





ELISYAN COLLECTION

A large, glowing jellyfish with a translucent, bell-shaped top and long, thin tentacles is the central focus. It emits a soft, ethereal light, primarily in shades of blue and white, with some pinkish-red highlights on its internal structure. The background is a deep, dark blue, suggesting an underwater setting. The overall mood is mysterious and enchanting.

Con il loro bagliore misterioso e incantevole, le Meduse
ispirano la nuova collezione bagno ELISYAN.

*With their mysterious and enchanting glow, Sea Jellies
inspire the new ELISYAN bathroom collection.*



INDEX

07	EDEN Bathtub	93	DOH Sinks
17	CURVEX Sink	107	TECNICI Technical info
25	SERENITY Bathtub	109	ELISYAN Technical info
31	DUALISIUM Sink	119	PURITY Technical info
39	HARMONY Sink	129	ARCADIA Technical info
45	CRYSTAL Sink	133	ZEN LAGOON Technical info
59	PURITY Showers	139	DOH Technical info
79	ZEN LAGOON Whirlpool/Bathtub	144	SPECCHI Mirrors
85	ARCADIA Shower	146	RUBINETTERIA Faucet
91	GRACE Table	152	CERNIERE E MANIGLIE Hinges and Handles
		156	LASTRE VETRITE Vetrite slabs



SICIS, maestro indiscusso nell'arte del mosaico e delle superfici, rivoluziona l'arredo bagno con una collezione straordinaria che ridefinisce il concetto di lusso e funzionalità. Al cuore di questa nuova proposta si trova Vetrite, il materiale esclusivo di SICIS, che infonde un'anima unica e distintiva in ogni elemento della collezione. Le vasche, i lavabi e i box doccia si uniscono in un insieme armonioso, trasformando l'ambiente bagno in un'esperienza sensoriale senza precedenti.

La possibilità di aggiungere la retroilluminazione a LED, grazie alle potenzialità espressive di Vetrite Opalescent, dona a questa collezione un'aura eterea. La luce, diffusa con maestria attraverso le superfici, crea atmosfere oniriche che amplificano la bellezza delle linee e dei dettagli curati.

Dietro a ogni prodotto di questa collezione si nasconde un'attenta ricerca tecnica e progettuale, con l'obiettivo di creare oggetti non solo belli da vedere, ma anche pratici e facili da installare.

La possibilità di aggiungere la retroilluminazione ha richiesto soluzioni innovative, capaci di coniugare estetica e funzionalità in un design che non conosce compromessi.

Questa collezione è il frutto di un approccio visionario che mette al centro l'essenza del lusso, unendo la maestria artigianale alla più avanzata tecnologia, per offrire un'esperienza di design che trascende le aspettative e ridefinisce il concetto di arredo bagno.

SICIS, the undisputed master of the art of mosaic and surfaces, is revolutionising bathroom furnishings with an extraordinary collection that redefines the concept of luxury and functionality. At the heart of this new proposal is Vetrite, the exclusive SICIS material that gives each element of the collection a unique and unmistakable soul. Baths, washbasins and shower boxes come together in a harmonious whole, transforming the bathroom environment into an unprecedented sensory experience.

The possibility of adding LED backlighting, thanks to the expressive potential of Vetrite Opalescent, gives this collection an ethereal aura. The light, masterfully diffused through the surfaces, creates dreamlike atmospheres that enhance the beauty of the lines and fine details.

Behind every product in this collection lies careful technical and design research, with the aim of creating objects that are not only beautiful to look at, but also practical and easy to install. The possibility of adding backlighting required innovative solutions capable of combining aesthetics and functionality in an uncompromising design.

This collection is the result of a visionary approach that focuses on the essence of luxury, combining craftsmanship with cutting-edge technology to offer a design experience that surpasses expectations and redefines the concept of bathroom furniture.



EDEN

BATHTUB

La vasca Eden incarna una nuova visione di benessere, dove geometrie essenziali e materiali ricercati si fondono per creare un'esperienza sensoriale esclusiva. Il suo design squadrato, realizzato in solid surface, offre un equilibrio tra forme audaci e dettagli raffinati. I pannelli in Vetrite che la avvolgono, con l'opzione della retroilluminazione, creano un gioco di luci e trasparenze che trasforma ogni bagno in un luogo suggestivo.

Le finiture in metallo di alta precisione si integrano armoniosamente, aggiungendo un senso di ricercatezza. Eden diventa così il fulcro di qualsiasi ambiente, elevando lo spazio con la sua presenza e offrendo una nuova prospettiva sul relax in chiave contemporanea.

The Eden bath embodies a new vision of wellness, where essential geometries and refined materials come together to create an exclusive sensory experience. Its square solid surface design offers a balance between bold shapes and refined details. The Vetrite panels that surround it, with the option of backlighting, create a play of light and transparency that transforms any bathroom into an evocative place.

The high-precision metal finishes blend in harmoniously and add a sense of refinement. Eden becomes the centrepiece of any environment, enhancing the space with its presence and offering a new perspective on relaxation with a contemporary twist.





Vasca EDEN in Vetrite Gem Glass Frost Opalescent con retroilluminazione interna
Rubinetto da terra in finitura Oro Satinato
Lampade applique KATANA WALL SCONCE
A parete lastre in Vetrite Gem Glass Frost Solid

*EDEN bathtub in Vetrite Gem Glass Frost Opalescent with internal backlighting
Floor-standing tap in Satin Gold finish
KATANA WALL SCONCE wall lights
Wall slabs in Vetrite Gem Glass Frost Solid*









Vasca EDEN in Vetrite Gem Glass Frost Opalescent con retroilluminazione interna
Rubinetto da terra in finitura Acciaio Satinato
Lampade KATANA CEILING


*EDEN bathtub in Vetrite Gem Glass Frost Opalescent with internal backlighting
Floor tap in Satin Steel finish
KATANA CEILING lamps*

Vasca EDEN in Vetríte Gem
Glass Boulder Opalescent con
retroilluminazione interna
Doccia PURITY in Vetríte Gem
Glass Boulder Opalescent con
retroilluminazione a parete
Lavandino CURVEX in Vetríte Gem
Glass Boulder Opalescent con
retroilluminazione interna
Pareti con rivestimento in Vetríte
Gem Glass Boulder Opalescent
retroilluminate
Tavolino GRACE in Vetríte Gem
Glass Boulder Solid
Rubinetterie in finitura Oro Satinato
Lampade KATANA CEILING

*EDEN bathtub in Vetríte Gem Glass
Boulder Opalescent with interior
backlighting
PURITY shower in Vetríte Gem
Glass Boulder Opalescent glass
with wall backlighting
CURVEX sink in Vetríte Gem Glass
Boulder Opalescent with interior
backlighting
Backlit walls in Vetríte Gem Glass
Boulder Opalescent Vetríte
GRACE coffee table in Vetríte Gem
Glass Boulder Solid
Taps in Satin Gold finish
KATANA CEILING lamps*







CURVEX

SINK

Il top lavabo Curvex rappresenta una nuova frontiera di raffinatezza e modernità. Con il suo design sinuoso e la Vetrice curva, crea un gioco di linee e luci che cattura immediatamente l'attenzione. Ogni curva è pensata per esaltare la fluidità delle forme, mentre la possibilità di retroilluminazione aggiunge profondità e dinamismo, trasformando l'ambiente bagno in un'esperienza sensoriale immersiva.

Il lavabo, realizzato in solid surface, riesce a fondere funzionalità e bellezza in un'unica soluzione. Il lavoro di ricerca e sviluppo dietro questo pezzo si è concentrato sull'innovazione dei materiali e sul perfezionamento delle tecniche di curvatura del vetro, per garantire un prodotto che sfida i limiti della progettazione tradizionale. Curvex è molto più di un complemento d'arredo: è un simbolo di stile che arricchisce lo spazio con una presenza sofisticata e senza tempo.

The Curvex vanity represents a new frontier of sophistication and modernity. With its sinuous design and curved Vetrice, it creates a play of lines and light that immediately catches the eye. Each curve is designed to enhance the fluidity of the shapes, while the backlighting option adds depth and dynamism, transforming the bathroom into an immersive sensory experience.

The solid surface washbasin manages to combine functionality and beauty in a single solution. The research and development behind this piece focused on innovating materials and perfecting glass bending techniques to ensure a product that challenges the limits of traditional design. Curvex is much more than a piece of furniture: it is a symbol of style that enriches the space with a refined and timeless presence.



Specchio CELESTIA in Vetrite Gem Glass Frost Opalescent con retroilluminazione
Lavandino CURVEX in Vetrite Gem Glass Frost Opalescent con lavabo in finitura Oro Satinato
Lampade KATANA CEILING
Rubinetteria a muro in finitura Oro Satinato e pomelli in Vetrite Gem Glass Frost

*CELESTIA mirror in Vetrite Gem Glass Frost Opalescent with backlighting
CURVEX sink in Vetrite Gem Glass Frost Opalescent with Satin Gold finish
KATANA CEILING lamps
Wall-mounted faucets in Satin Gold finish and knobs in Vetrite Gem Glass Frost*





Rubinetteria a muro 240 in finitura Oro Satinato e pomelli in Vetrite Gem Glass Frost
Wall-mounted faucets 240 in Satin Gold finish and knobs in Vetrite Gem Glass Frost



Vasca SERENITY in Vetrite OniGem Ocean Opalescent con retroilluminazione
Lavandino DUALISIUM in Vetrite Onigem Ocean Opalescent con retroilluminazione
Specchi HARMONIA in Vetrite OniGem Ocean Opalescent con retroilluminazione
Lampade GEMMA ROUND CEILING
Pareti rivestite in Vetrite OniGem Ocean Solid
Miscelatore lavabo 2 maniglie in finitura Acciaio Satinato e pomelli in Vetrite Gem Glass Frost
Rubinetto da terra in finitura Oro Satinato

*SERENITY bathtub in Vetrite OniGem Ocean Opalescent with backlighting
DUALISIUM sink in Vetrite OniGem Ocean Opalescent with backlighting
HARMONIA mirror in Vetrite OniGem Ocean Opalescent with backlighting
GEMMA ROUND CEILING lamps
Walls clad in Vetrite OniGem Ocean Solid
2-handle washbasin mixer in Satin Steel finish and Vetrite Gem Glass Frost knobs
Floor-standing tap in Satin Gold finish*





SERENITY

BATHTUB

La vasca Serenity è l'essenza di modernità e raffinatezza, una scultura funzionale che trasforma l'esperienza del bagno in un rituale di puro piacere. Le sue linee fluide e avvolgenti, scolpite in solid surface, conferiscono una sensazione di eleganza senza tempo. I moduli in Vetrite che circondano la vasca offrono la possibilità di retroilluminazione, creando un'atmosfera unica con giochi di luce che trasformano l'ambiente. Le finiture in metallo satinato, impeccabili e di alta qualità, aggiungono un tocco di esclusività.

Serenity è il punto focale di qualsiasi spazio, capace di incantare chiunque entri in contatto con la sua bellezza essenziale, ridefinendo l'idea di comfort e stile nel bagno moderno.

The Serenity bath is the essence of modernity and sophistication, a functional sculpture that transforms the bathing experience into a ritual of pure pleasure. Its fluid, enveloping lines, sculpted in solid surface, give it a sense of timeless elegance. The Vetrite modules that surround the bath can be backlit, creating a unique atmosphere with plays of light that transform the ambience. The immaculate, high quality satin metal finishes add a touch of exclusivity. Serenity is the focal point of any space, capable of enchanting all who come into contact with its essential beauty, redefining the idea of comfort and style in the modern bathroom.



Vasca SERENITY in Vetrite OniGem Ocean Opalescent con retroilluminazione
Lavandino DUALISIUM in Vetrite Onigem Ocean Opalescent con retroilluminazione
Specchi HARMONIA in Vetrite OniGem Ocean Opalescent con retroilluminazione
Lampade GEMMA ROUND CEILING
Pareti rivestite in Vetrite OniGem Ocean Solid
Miscelatore lavabo 2 maniglie in finitura Acciaio Satinato e pomelli in Vetrite Gem Glass Frost
Rubinetto da terra in finitura Oro Satinato

*SERENITY bathtub in Vetrite OniGem Ocean Opalescent with backlighting
DUALISIUM sink in Vetrite OniGem Ocean Opalescent with backlighting
HARMONIA mirrors in Vetrite OniGem Ocean Opalescent with backlighting
GEMMA ROUND CEILING lamps
Walls clad in Vetrite OniGem Ocean Solid
2-handle washbasin mixer in Satin Steel finish and Vetrite Gem Glass Frost knobs
Floor-standing tap in Satin Gold finish*









DUALISIUM

SINK

Il top lavabo Dualisium ridefinisce il concetto di equilibrio tra design e praticità. Questo lavabo doppio si distingue per le sue linee nette e sofisticate, che dialogano con la delicatezza della decorazione in Vetrite. I lavabi integrati si fondono con armonia nella struttura, creando un effetto di continuità che conferisce un senso di ordine e precisione. La possibilità di retroilluminazione amplifica l'impatto visivo, accentuando le superfici e dando vita a riflessi unici.

Le finiture di pregio esaltano l'unicità dei materiali, frutto di una lavorazione artigianale di alto livello e di una ricerca continua nell'innovazione. Dualisium si adatta a chi desidera uno spazio bagno che vada oltre l'estetica, offrendo una soluzione raffinata, funzionale e altamente esclusiva, dove ogni dettaglio racconta una storia di eccellenza e distinzione.

The Dualisium washbasin top redefines the concept of balance between design and practicality. This double washbasin is characterised by clean, refined lines that dialogue with the delicacy of the Vetrite decor. The integrated basins blend harmoniously into the structure, creating an effect of continuity that conveys a sense of order and precision. The possibility of backlighting enhances the visual impact, accentuating the surfaces and creating unique reflections.

The fine finishes enhance the uniqueness of the materials, the result of high quality craftsmanship and continuous research into innovation. Dualisium is for those who want a bathroom that goes beyond aesthetics, offering a refined, functional and highly exclusive solution where every detail tells a story of excellence and distinction.

Lavandino DUALISIUM in Vetrite Onigem Ocean Opalescent con retroilluminazione
Specchi HARMONIA in Vetrite Onigem Ocean Opalescent con retroilluminazione
Lampade GEMMA ROUND CEILING
Pareti rivestite in Vetrite Onigem Ocean Solid
Miscelatore lavabo 2 maniglie in finitura Acciaio Satinato e pomelli in Vetrite Gem Glass

*DUALISIUM sink in Vetrite Onigem Ocean Opalescent with backlighting
HARMONIA mirrors in Vetrite Onigem Ocean Opalescent with backlighting
GEMMA ROUND CEILING lamps
Walls clad in Vetrite Onigem Ocean Solid
2-handle washbasin mixer in Satin Steel finish and Vetrite Gem Glass Frost knobs*







Specchio HARMONIA in Vetrite OniGem Ocean Opalescent con retroilluminazione
Miscelatore lavabo 2 maniglie in finitura Acciaio Satinato e pomelli in Vetrite Gem Glass Frost

*HARMONIA mirror in Vetrite OniGem Ocean Opalescent with backlighting
2-handle washbasin mixer in Satin Steel finish and Vetrite Gem Glass Frost knobs*









HARMONY

SINK

Il lavabo Harmony è una fusione perfetta di forza e leggerezza, un pezzo freestanding che si impone con la sua presenza scultorea. Il solido e raffinato solid surface si abbina magistralmente alla trasparenza di Vetrite, incorniciando questo capolavoro con un monolite di vetro retroilluminabile. Le sue linee pure ed essenziali, insieme all'effetto luminoso del vetro, creano un gioco di luci che trasforma l'ambiente in un'oasi di tranquillità e armonia.

Ogni dettaglio del lavabo Harmony invita a un'esperienza sensoriale unica, in cui materiali innovativi e design ricercato si fondono per creare un'atmosfera di puro benessere.

The Harmony washbasin is a perfect fusion of strength and lightness, a freestanding piece with a sculptural presence. The refined solid surface is masterfully combined with the transparency of Vetrite, framing this masterpiece with a backlit glass monolith. Its pure and essential lines, together with the luminous effect of the glass, create a play of light that transforms the room into an oasis of tranquillity and harmony.

Every detail of the Harmony washbasin invites you to a unique sensory experience, where innovative materials and sophisticated design come together to create an atmosphere of pure well-being.



Lavandino HARMONY in Vetrite Gem Glass Solferino Opalescent con retroilluminazione
Specchio LUMINA in Vetrite Gem Glass Solferino Opalescent con retro-illuminazione
Lavabi e rubinetti da terra in finitura Oro Satinato

*HARMONY sink in Vetrite Gem Glass Solferino Opalescent with backlighting
LUMINA mirror in Vetrite Gem Glass Solferino Opalescent with backlighting
Washbasins and floor-standing taps in Satin Gold finish*



SICIS



SICIS





CRYSTAL

SINK

Il top lavabo Crystal è una dichiarazione di eleganza sospesa nel tempo. La sua forma minimalista nasconde un'anima sofisticata, dove il vetro decorato Vetrite prende vita grazie alla retroilluminazione, che accentua ogni sfumatura e riflesso con una luce morbida e avvolgente. Ogni dettaglio del top è stato studiato per unire bellezza e funzionalità: il lavabo integrato si fonde perfettamente con la superficie, creando un design fluido e senza interruzioni.

Frutto di un lungo lavoro di ricerca e sviluppo, questo mobile top è la sintesi perfetta tra tecnologia avanzata e artigianalità. Ogni lastra di Vetrite è un'opera di maestria, dove la luce esalta le texture e le profondità del materiale, creando un'atmosfera raffinata e contemporanea. Crystal è protagonista assoluto del bagno, pensato per chi cerca uno stile senza compromessi, dove ogni dettaglio è curato alla perfezione.

The Crystal washbasin is a statement of elegance suspended in time. Its minimalist form conceals a sophisticated soul, where the decorated Vetrite glass comes to life thanks to backlighting that enhances every nuance and reflection with a soft, enveloping light. Every detail of the top has been studied to combine beauty and functionality: the integrated washbasin blends perfectly with the surface, creating a fluid and seamless design.


The result of extensive research and development, this worktop is the perfect synthesis of advanced technology and craftsmanship. Each Vetrite slab is a work of art in which light enhances the textures and depths of the material, creating a refined and contemporary atmosphere. Crystal is the absolute protagonist of the bathroom, designed for those who seek uncompromising style, where every detail is taken care of to perfection.





Lavandino CRYSTAL in Vetrite Gem Glass Neve Opalescent con retroilluminazione
Specchio AURA in Vetrite Gem Glass Neve Opalescent con retroilluminazione
Lampade GIUNCO CL01/CL02 CEILING
Miscelatore lavabo 2 maniglie in finitura Oro Satinato e pomelli in Vetrite Gem Glass Neve

*CRYSTAL sink in Vetrite Gem Glass Neve Opalescent with backlighting
AURA mirror in Vetrite Gem Glass Neve Opalescent with backlighting
GIUNCO CL01/CL02 CEILING lamps
2-handle washbasin mixer in Satin Gold finish and knobs in Vetrite Gem Glass Neve*









SICIS







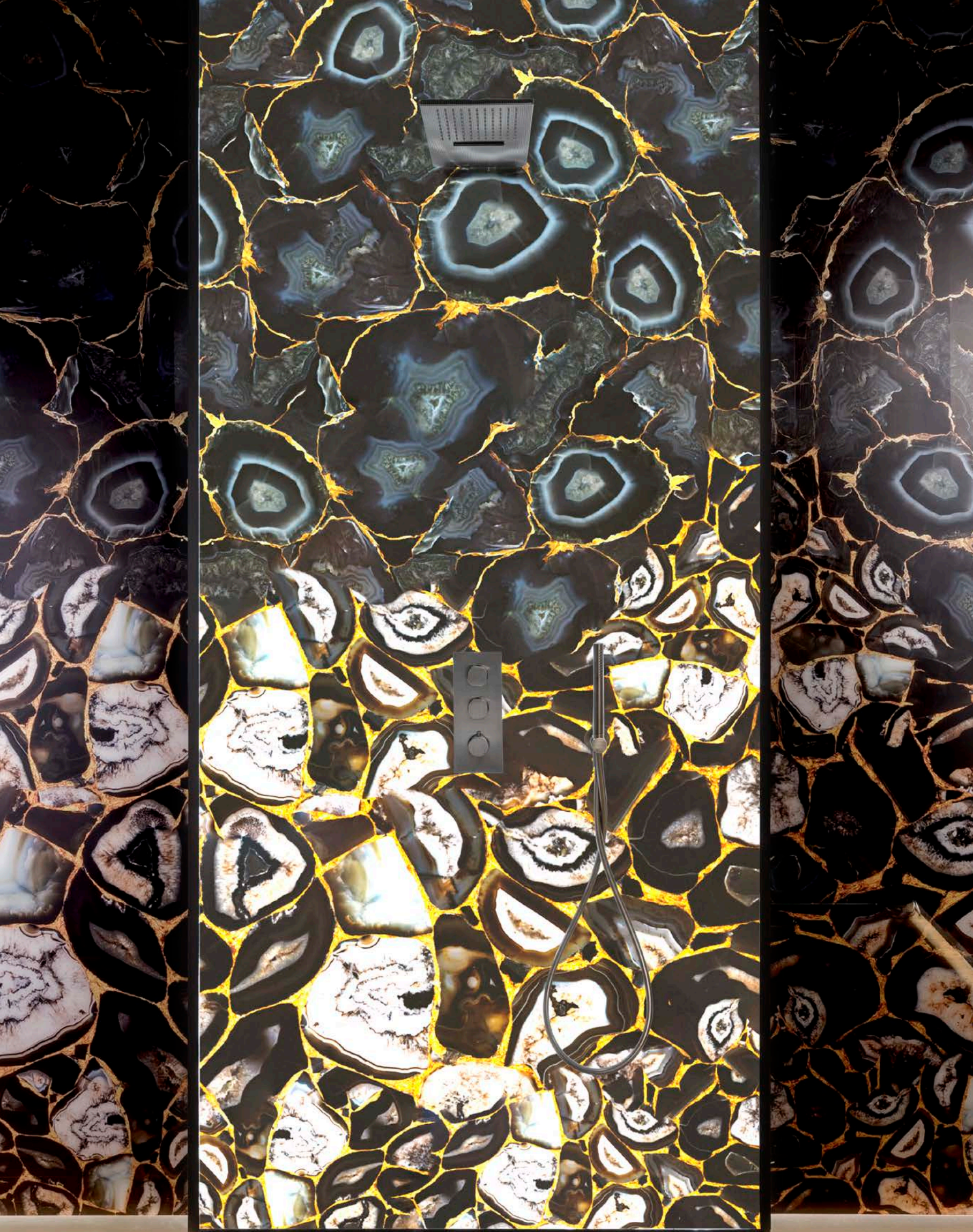


Lavandino CRYSTAL in Vetrite GemStone Streetwalk Opalescent con retroilluminazione
 Specchio AURA in Vetrite GemStone Streetwalk Opalescent con retroilluminazione
 Doccia mod. PURITY - PARETE 3 in Vetrite GemStone Streetwalk Seethrough
 Miscelatore lavabo 2 maniglie in finitura Oro Satinato e pomelli in Vetrite Gem Glass Neve

*CRYSTAL sink in Vetrite GemStone Streetwalk Opalescent with backlighting
 AURA mirror in Vetrite GemStone Streetwalk Opalescent with backlighting
 Shower mod. PURITY - PARETE 3 in Vetrite GemStone Streetwalk Seethrough
 2-handle washbasin mixer in Satin Gold finish and knobs in Vetrite Gem Glass Neve*





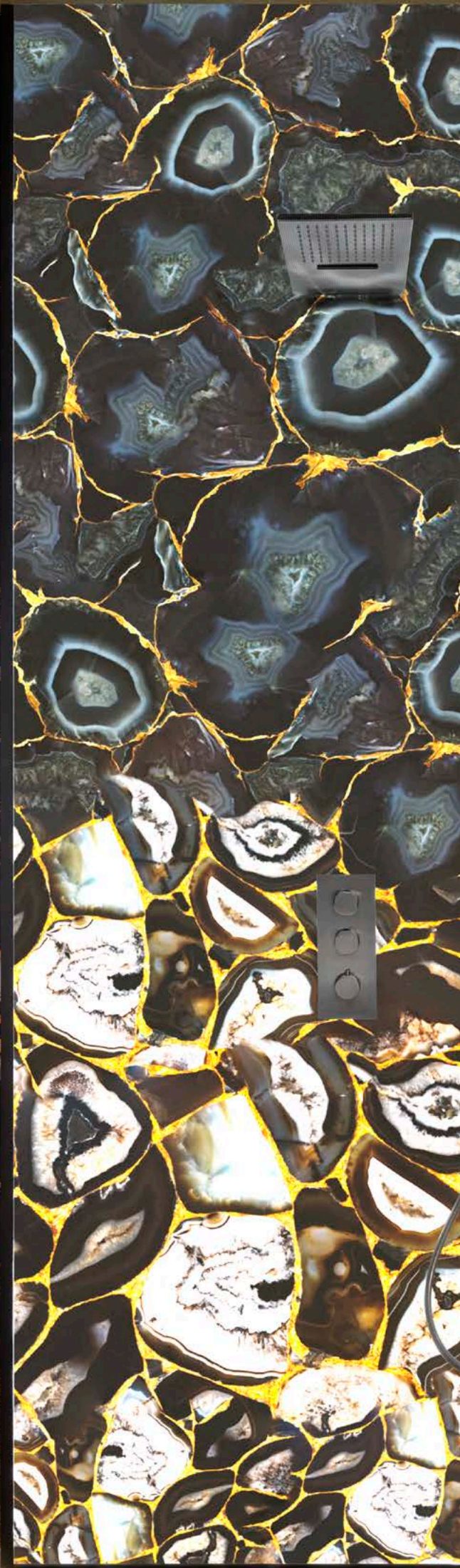


PURITY

SHOWERS

Le docce Purity trasformano l'atto quotidiano del bagno in un momento di pura meraviglia. I vetri decorati, con le loro texture raffinate, catturano la luce in un gioco visivo che cambia e si adatta all'ambiente circostante. Ogni superficie può essere retroilluminata, creando un'atmosfera intima e rilassante, dove la luce diventa protagonista e accompagna l'esperienza del benessere. Le finiture di pregio, dai dettagli metallici ai pannelli eleganti, rendono Purity una celebrazione del lusso discreto, ideale per chi desidera vivere il bagno come un rifugio di tranquillità e bellezza.

Purity showers transform the everyday act of bathing into a moment of pure wonder. The decorated glass panels, with their refined textures, capture the light in a visual game that changes and adapts to the environment. Each surface can be backlit, creating an intimate and relaxing atmosphere where light becomes the protagonist and accompanies the wellness experience. The fine finishes, from the metallic details to the elegant panels, make Purity a celebration of discreet luxury, ideal for those who want to experience the bathroom as a haven of tranquillity and beauty.





Doccia PURITY da muro con pannelli in Vetrite GemStone Noire Solid e Opalescent
Rubinetteria in finitura Acciaio Satinato

PURITY wall-mounted shower with Vetrite GemStone Noire Solid and Opalescent panels
Taps in Satin Steel finish

Doccia mod. PURITY – NICCHIA in Vetrite GemStone Salty Dew Seethrough
Lavabo a muro CRYSTAL in Vetrite GemStone Salty Dew Opalescent con retroilluminazione interna
Tavolino GRACE in Vetrite GemStone Salty Dew Solid
Rubinetteria e accessori doccia in finitura Ottone Brunito

*Shower mod. PURITY - NICCHIA in Vetrite GemStone Salty Dew Seethrough
CRYSTAL wall-mounted washbasin in Vetrite GemStone Salty Dew Opalescent with internal backlighting
GRACE coffee table in Vetrite GemStone Salty Dew Solid
Faucets and shower accessories in Bronzed Brass finish*









Vasca EDEN in Vetrite GemStone Salty Dew Opalescent con retroilluminazione interna
EDEN bathtub in Vetrite GemStone Salty Dew Opalescent with internal backlighting





Doccia PURITY- NICCHIA da 160cm in Vetrite Onigem Petroleum Seethrough
 Piatto doccia in Vetrite Onigem Petroleum Solid con finitura SICISGrip Embosse
 Rubinetteria in finitura Acciaio Satinato
 Maniglia e cerniere in finitura Acciaio Satinato

*Shower mod. PURITY- NICCHIA 160cm in Vetrite Onigem Petroleum Seethrough
 Shower tray in Vetrite Onigem Petroleum Solid with SICISGrip Embosse finish
 Taps in Satin Steel finish
 Handle and hinges in Satin Steel finish*









Doccia PURITY- NICCHIA 3 da 90cm in Vetrite Onigem Petroleum Seethrough
Piatto doccia in Vetrite Onigem Petroleum Solid con finitura SICISGrip Embosse
Rubinetteria in finitura Acciaio Satinato
Maniglia e cerniere in finitura Acciaio Satinato

*Shower mod. PURITY- NICCHIA 3 _90cm in Vetrite Onigem Petroleum Seethrough
Shower tray in Vetrite Onigem Petroleum Solid with SICISGrip Embosse finish
Taps in Satin Steel finish
Handle and hinges in Satin Steel finish*



Doccia PURITY- PARETE in Vetrite Gem Glass Frost Opalescent retroilluminata e lastra frontale in vetro trasparente
Lavandino CURVEX in Vetrite Gem Glass Frost Opalescent retroilluminata con lavabo PREMIUM in finitura Oro Satinato
Piatto doccia in Vetrite Gem Glass Frost Solid con finitura SICISGrip Embosse
Lampade KATANA CEILING
Rubinetteria a parete in finitura Oro Satinato con pomelli in Vetrite Gem Glass Frost

*Shower mod. PURITY- PARETE in backlit Vetrite Gem Glass Frost Opalescent and clear glass front panel
CURVEX sink in backlit Vetrite Gem Glass Frost Opalescent with washbasin in Satin Gold finish.
Shower tray in Vetrite Gem Glass Frost Solid with SICISGrip Embosse finish
KATANA CEILING lamps
Wall-mounted tapware in Satin Gold finish with Vetrite Gem Glass Frost knobs*



Doccia PURITY- PARETE in Vetrite Gem Glass Frost Opalescent retroilluminata e lastra frontale in vetro trasparente
Rubinetteria a parete in finitura Oro Satinato con pomelli in Vetrite Gem Glass Frost

*Shower mod. PURITY- PARETE in backlit Vetrite Gem Glass Frost Opalescent and clear glass front panel
Wall-mounted tapware in Satin Gold finish with Vetrite Gem Glass Frost knobs*











ZEN LAGOON

WHIRPOOL / BATHTUB

Zen Lagoon è la perfetta fusione tra design raffinato, tecnologia avanzata e benessere assoluto. Questa vasca idromassaggio è avvolta da un rivestimento decorativo in Vetrite, che aggiunge un tocco artistico e contemporaneo, trasformandola in un vero e proprio elemento d'arredo. Le linee eleganti e moderne si integrano armoniosamente con una funzionalità pensata per offrire un'esperienza rilassante e rigenerante. Grazie a un sistema idromassaggio all'avanguardia, Zen Lagoon offre un massaggio mirato che stimola il corpo e la mente, garantendo momenti di puro relax.

Zen Lagoon is the perfect fusion of sophisticated design, advanced technology and total wellbeing. This spa is wrapped in decorative Vetrite cladding, which adds an artistic and contemporary touch, transforming it into a true piece of furniture. The elegant, modern lines blend harmoniously with functionality to provide a relaxing and rejuvenating experience. Thanks to a state-of-the-art hydromassage system, Zen Lagoon offers a targeted massage that stimulates the body and mind, ensuring moments of pure relaxation.





Doccia PURITY da muro con pannelli in Vetríte
 GemStone Noire Solid e Opalescent
 Tavolino GRACE in Vetríte Gem Glass Reef Solid
 Vasca idromassaggio ZEN LAGOON rivestita in
 Vetríte GemStone Noire Opalescent
 Lampadari BOHEME CEILING
 Rubinetteria in finitura Acciaio Satinato

*PURITY wall-mounted shower with Vetríte GemStone
 Noire Solid and Opalescent panels
 GRACE coffee table in Vetríte Gem Glass Reef Solid
 ZEN LAGOON bathtub covered in Vetríte GemStone
 Noire Opalescent
 BOHEME CEILING lighting
 Taps in Satin Steel finish*








ARCADIA

SHOWER

La doccia circolare Arcadia è un'esperienza di puro design, dove la superficie curva, frutto di una lavorazione esclusiva, avvolge lo spazio in un abbraccio fluido e armonioso. La trasparenza digradante e la lucentezza di Vetrite creano giochi di luce unici, trasformando l'ambiente in un rifugio di eleganza contemporanea. Ogni dettaglio è pensato per offrire un'esperienza che stimola i sensi, fondendo estetica e funzionalità in un'atmosfera di relax assoluto.

The Arcadia circular shower is a pure design experience where the curved surface, the result of exclusive craftsmanship, envelops the space in a fluid and harmonious embrace. The gradient transparency and lustre of Vetrite create unique plays of light, transforming the environment into an oasis of contemporary elegance. Every detail is designed to offer an experience that stimulates the senses, combining aesthetics and functionality in an atmosphere of absolute relaxation.





Doccia ARCADIA con Vetrite Gem Glass Frost Seethrough e colonna
miscelatore in Gem Glass Frost Solid
Rubinetteria e in finitura Oro Satinato

*Shower mod. ARCADIA with Vetrite Gem Glass Frost Seethrough and mixer
column in Gem Glass Frost Solid mixer column
Taps in Satin Gold finish*







GRACE

TABLE

Il tavolino Grace incarna un connubio impeccabile tra leggerezza e forza, dove la grazia di Vetrìte si sposa con la solidità del metallo. La sua struttura snella e minimalista nasconde un'anima decisa, pronta ad arricchire l'ambiente con un tocco di sottile eleganza. Le superfici in vetro decorato, esaltate dalla possibilità di retroilluminazione, creano un gioco di riflessi che dona profondità e movimento, rendendo ogni angolo in cui è posizionato un punto focale di stile.

Grace è un elemento che si distingue per la sua capacità di combinare bellezza e funzionalità in maniera perfetta. Ogni dettaglio è pensato per catturare l'attenzione, trasformando gli spazi in ambienti unici e sofisticati.

The Grace coffee table is a perfect marriage of lightness and strength, where the grace of Vetrìte blends with the solidity of metal. Its slender, minimalist structure conceals a strong soul, ready to enrich the environment with a touch of subtle elegance. The decorated glass surfaces, enhanced by the possibility of backlighting, create a play of reflections that add depth and movement, turning every corner into a focal point of style.

Grace is an element that stands out for its ability to perfectly combine beauty and functionality. Every detail is designed to catch the eye, transforming spaces into unique and sophisticated environments.



DOH

SINKS

Il lavabo Doh è un inno alla personalizzazione e all'eleganza, un elemento che trasforma lo spazio bagno in un'opera di design unico. Realizzato in vetro, la sua superficie liscia e brillante cattura la luce, riflettendo sfumature che si adattano all'atmosfera della stanza. Disponibile in quattro diversi modelli e in 149 colori, Doh si integra perfettamente con le tessere di mosaico della collezione Colibri, offrendo infinite combinazioni creative. Ogni lavabo diventa così una tela su cui esprimere il proprio stile, con tonalità che spaziano dal delicato al vibrante.

The Doh washbasin is an ode to personalisation and elegance, an element that transforms the bathroom into a unique work of design. Made of glass, its smooth, shiny surface catches the light and reflects nuances that match the atmosphere of the room. Available in four different models and 149 colours, Doh perfectly complements the mosaic tiles of the Colibri collection, offering endless creative combinations. Every washbasin becomes a canvas on which to express one's own style, with shades ranging from delicate to vibrant.



Lavabo DOH OVAL con colorazione ICEMIR 2 e pareti in Vetrite Feather Black
Lampadario BALLETT CEILING LAMP 6
Parete in mosaico artistico Giava Dark

*DOH OVAL washbasin in ICEMIR 2 colour and Vetrite Feather Black walls
BALLETT CEILING LAMP 6 chandelier
Giava Dark artistic mosaic wall*







Lavabo DOH ROUND con colorazione MAGRANER e pareti in Vetrite Gem
Glass Fable Chrome arrotondata
Pavimento con decoro in Marmo Nero e vetro iridescente

*DOH ROUND washbasin in MAGRANER colour and rounded walls in Vetrite
Gem Glass Fable Chrome
Floor with Black Marble decoration and iridescent glass*







Lavabo DOH ROUND con colorazione YANNAL 2 e pareti in Vetrite Electric
Marble Cal Silver
Lampadario BALLET CEILING LAMP 6
Parete in Vetrite decoro DECART custom


*DOH ROUND washbasin in YANNAL 2 colour and walls in Vetrite Electric
Marble Cal Silver
BALLET CEILING LAMP 6 chandelier
Custom Vetrite DECART wall decor*











Lavabi DOH ROUND in varie colorazioni
Tutti i modelli DOH possono essere richiesti nei 149 colori della Collezione Colibri di SICIS, anche in abbinamento al mosaico

*DOH ROUND washbasins in various colours
All DOH models can be ordered in the 149 colours of the SICIS Colibri Collection, also in combination with the mosaic*



TECNICI

TECHNICAL INFO



ELISYAN

COLLECTION

Su tutta la Collezione si possono utilizzare le lastre di VETRITE Gem Glass, Onigem, GemStone, Electric Marble e Sight con finitura Solid, Opalescent, Seethrough

The VETRITE Gem Glass, Onigem, GemStone, Electric Marble and Sight slabs with Solid, Opalescent, Seethrough finishes can be used throughout the Collection

EDEN/Bathtub

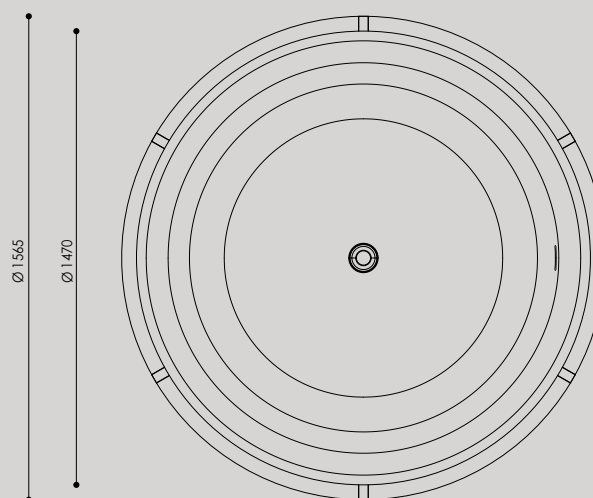
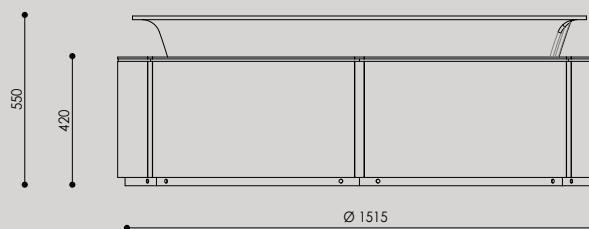

Descrizione/Description

Vasca rotonda in solid surface con finitura esterna metallica, circondata da moduli curvi in vetro decorato, retroilluminabili.

A round solid surface bathtub with a metallic exterior finish, surrounded by curved modules of decorated glass, retroilluminable.

Dimensioni / Sizes

Ø 1565 x 550 mm
Ø 61" 5/8 x 21" 5/8



SERENITY / Bathtub

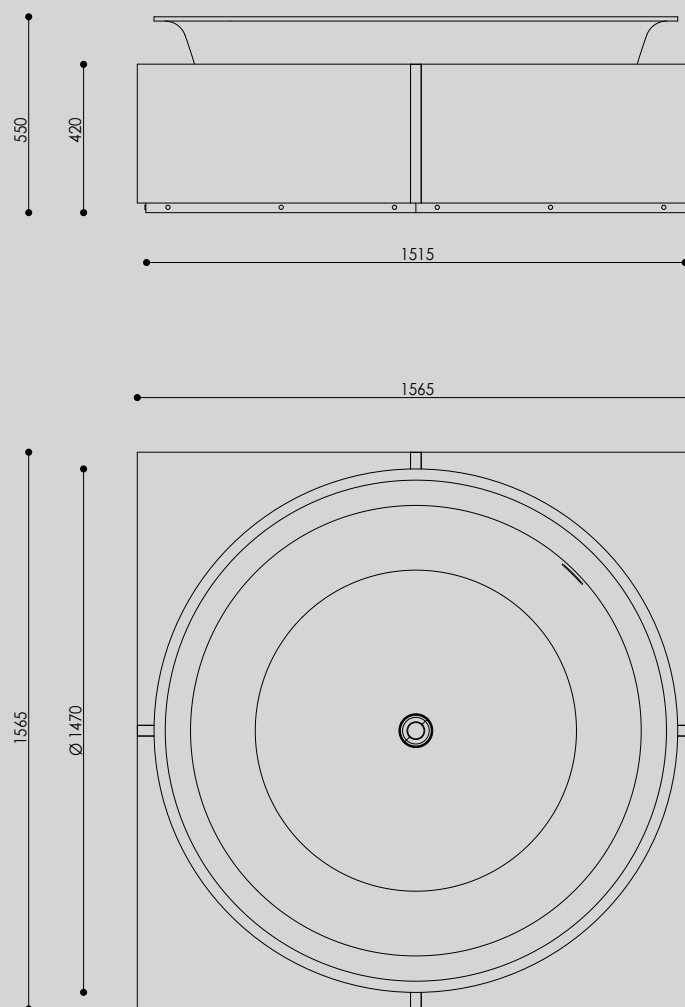

Descrizione / Description

Vasca quadrata in solid surface con finitura esterna metallica, circondata da moduli in vetro decorato, retroilluminabili.

Square solid surface bathtub with metal exterior finish, surrounded by decorated glass modules. Optional backlighting available.

Dimensioni / Sizes

1565 x 1565 x 550 mm
61" 5/8 x 61" 5/8 x 21" 5/8



CRYSTAL/Sink



Descrizione/Description

Top sospeso in vetro decorato retroilluminabile con vasca singola in vetro.

Wall-mounted top in decorated glass with single glass basin. Optional backlighting available.

Dimensioni / Sizes

2100 x 520 x 260 mm
82" 11/16 x 20" 1/2 x 10" 1/4



DUALISIUM/Sink

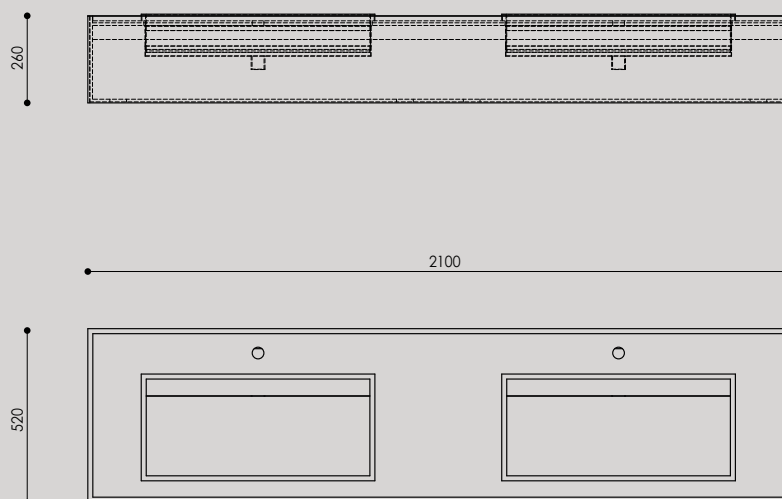

Descrizione/Description

Top sospeso in vetro decorato retroilluminabile, con doppia vasca in acciaio.

Wall-mounted top in decorated glass, with steel double basin. Optional backlighting available.

Dimensioni / Sizes

2100 x 520 x 260 mm
82" 11/16 x 20" 1/2 x 10" 1/4



CURVEX/Sink

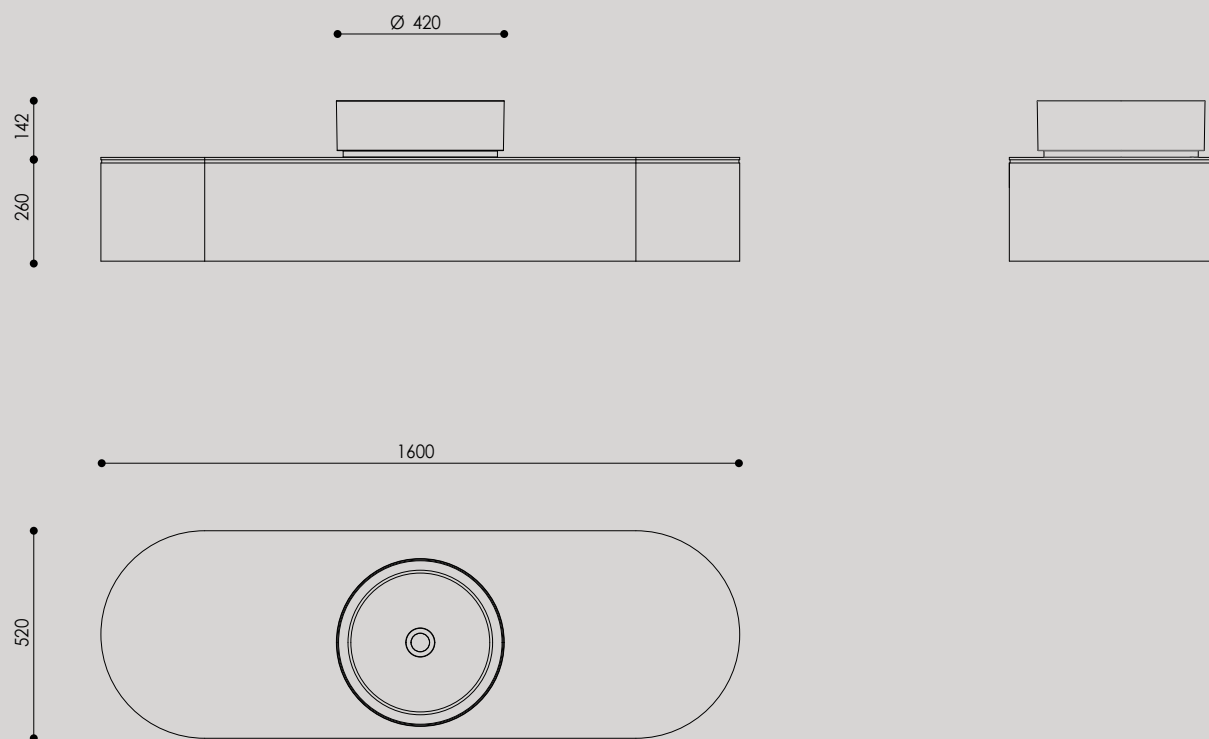

Descrizione/Description

Top sospeso in vetro decorato retroilluminabile, con lati arrotondati e lavabo tondo da appoggio in solid surface con finitura esterna metallica.

Wall-mounted top in decorated glass with rounded sides and round countertop washbasin in solid surface with metal exterior finish. Optional backlighting available.

Dimensioni / Sizes

1600 x 520 x 402 mm
63" x 20" 1/2 x 15" 7/8



HARMONY / Sink

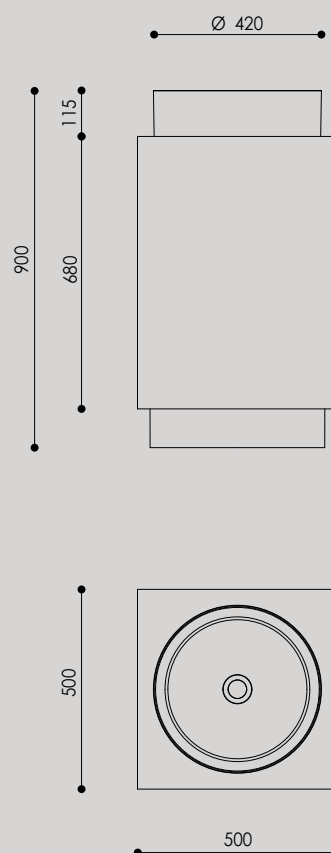
Descrizione/Description

Lavabo freestanding in solid surface con finitura metallica, incorniciato da un monolite in vetro retroilluminabile.

Freestanding washbasin in solid surface with metal finish, framed by a glass monolith. Optional backlighting available.

Dimensioni / Sizes

500 x 500 x 900 mm
19" 3/4 x 19" 3/4 x 35" 7/16



PREMIUM/Washbasin

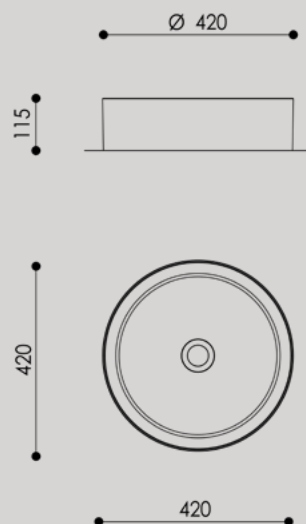
Descrizione/Description

Lavabo da appoggio rotondo in solid surface con quattro diverse finiture esterne.

Round countertop washbasin in solid surface with four different external finishes.

Dimensioni / Sizes

420 x 420 x 115 mm
16" 1/2 x 16" 1/2 x 4" 1/2



GRACE / Table

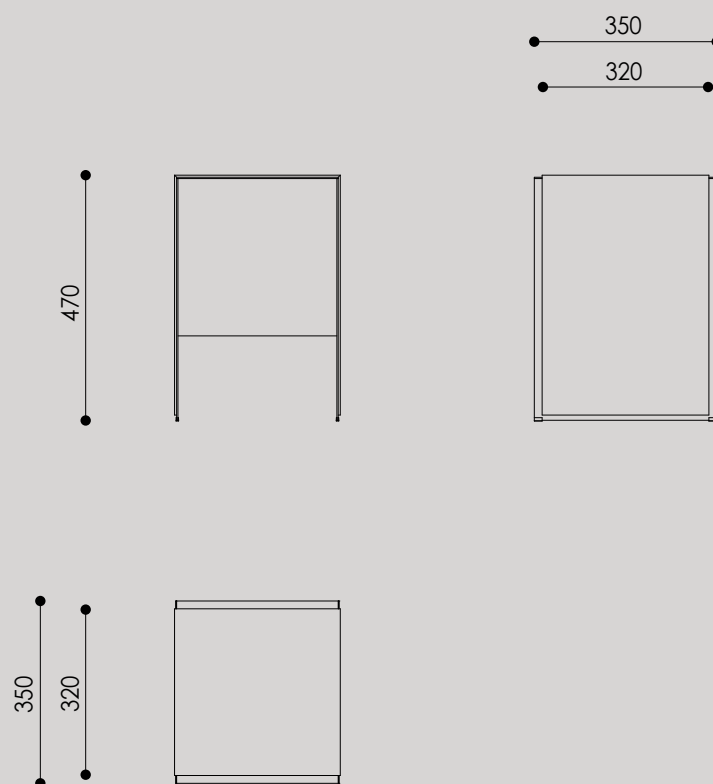

Descrizione/Description

Tavolino con struttura in metallo e rivestimento in vetro decorato.

Coffee table with metal frame and decorated glass cover.

Dimensioni / Sizes

350 x 350 x 470 mm
13" 3/4 x 13" 3/4 x 18" 1/2





PURITY

SHOWERS

Su tutta la Collezione si possono utilizzare le lastre di VETRITE Gem Glass, Onigem, GemStone, Electric Marble e Sight con finitura Solid, Opalescent, Seethrough

The VETRITE Gem Glass, Onigem, GemStone, Electric Marble and Sight slabs with Solid, Opalescent, Seethrough finishes can be used throughout the Collection

PURITY-NICCHIA

Descrizione/Description

Struttura box doccia in vetro decorato o vetro trasparente per installazione in nicchia murale.

Shower enclosure structure in decorated glass or clear glass for installation in a wall niche.

Doccia PURITY-NICCHIA 1
Parete fissa + Porta a battente da 100_120_140_160cm.

*Shower PURITY-NICCHIA 1
Fixed wall + Hinged door 39 3/8" _47 1/4" _55 1/8" _63"*



Doccia PURITY-NICCHIA 2
Porta battente + parete fissa da 100_120_140_160cm.

*Shower PURITY-NICCHIA 2
Fixed wall + Hinged door 39 3/8" _47 1/4" _55 1/8" _63"*



Doccia PURITY-NICCHIA 3
 Porta battente da 65_70_80_90cm.

Shower PURITY-NICCHIA 3
 Hinged door 25 5/8" _27 1/2" _31 1/2" _35 3/8"



Doccia PURITY-NICCHIA 4
 Parete fissa da 90_100_120_140cm.

Shower PURITY-NICCHIA 4
 Fixed wall 35 3/8" _39 3/8" _47 1/4" _55 1/8"



PURITY-ANGOLO

Descrizione/Description

Struttura box doccia in vetro decorato o vetro trasparente per installazione ad angolo.

Shower enclosure structure in decorated glass or clear glass for corner installation.

Doccia PURITY-ANGOLO 1
Porta a battente da 65_70_80_90cm.
Parete Fissa da 65_70_80_90cm.

Shower PURITY-ANGOLO 1
Hinged door 25 5/8"-27 1/2"-31 1/2"-35 3/8"
Fixed wall 25 5/8"-27 1/2"-31 1/2"-35 3/8"

Doccia PURITY-ANGOLO 2
Parete fissa + porta battente Frontale da 70_80_90_100_120cm.
Parete fissa Laterale da 70_80_90cm.

Shower PURITY-ANGOLO 2
Fixed wall + Hinged door 27 1/2"-31 1/2"-35 3/8"-39 3/8"-47 1/4"
Fixed side wall 27 1/2"-31 1/2"-35 3/8"



Doccia PURITY ANGOLO 3
 Porta battente + parete fissa da 70_80_90_100_120cm.
 Parete Fissa Laterale + porta battente da 70_80_90_100_120cm.

Shower PURITY-ANGOLO 3
Hinged door + Fixed front wall 27 1/2"-31 1/2"-35 3/8"-39 3/8"-47 1/4"
Fixed side wall + Hinged door 27 1/2"-31 1/2"-35 3/8"-39 3/8"-47 1/4"



Doccia PURITY- ANGOLO 4
 Parete fissa Frontale da 80_100_120_140cm.
 Parete Fissa Laterale da 65_70_80_90cm.
 Ingombro Frontale totale 140_160_180_ 200cm.

Shower PURITY-ANGOLO 4
Fixed front wall 31 1/2"-39 3/8"-47 1/4"-55 1/8"
Fixed side wall 25 5/8"-27 1/2"-31 1/2"-35 3/8"
Total frontal footprint 55 1/8"-63"-70 7/8"-78 3/4"



PURITY-ANGOLO

Descrizione/Description

Struttura box doccia in vetro decorato o vetro trasparente per installazione ad angolo.

Shower enclosure structure in decorated glass or clear glass for corner installation.

Doccia PURITY- ANGOLO 5
Parete fissa da 90_100_120_140_160cm.

*Shower PURITY-ANGOLO 5
Fixed wall 35 3/8" _39 3/8" _47 1/4" _55 1/8" _63"*

Doccia PURITY- ANGOLO 6
Parete fissa Frontale da 80_100_120_140cm.
Parete fissa Laterale da 65_70_80_90cm.
Spalletta Interna 35cm.
Ingombro Frontale totale 140_160_180_200cm.

*Shower PURITY-ANGOLO 6
Fixed front wall 31 1/2" _39 3/8" _47 1/4" _55 1/8"
Fixed side wall 25 5/8" _27 1/2" _31 1/2" _35 3/8"
Inside shoulder 13 3/4"
Total frontal footprint 55 1/8" _63" _70 7/8" _78 3/4"*





PURITY-PARETE

Descrizione/Description

Struttura box doccia in vetro decorato o vetro trasparente per installazione centrale a parete.

Shower enclosure structure in decorated glass or clear glass for central wall installation.

Doccia PURITY- PARETE 1
Porta battente da 65_70_80_90cm.
Ingombro Frontale totale 100_120_140_160cm.
Parete Fissa Laterale da 65_70_80_90cm.

*Shower PURITY-PARETE 1
Hinged door 25 5/8" _27 1/2" _31 1/2" _35 3/8"
Total frontal footprint 39 3/8" _47 1/4" _55 1/8" _63"
Fixed side walls 25 5/8" _27 1/2" _31 1/2" _35 3/8"*



Doccia PURITY- PARETE 2
 Parete fissa Frontale da 80_100_120_140cm.
 Parete Fissa Laterale da 65_70_80_90cm.
 Ingombro Frontale totale 140_160_180_200cm.

Shower PURITY-PARETE 2
Fixed front wall 31 1/2"-39 3/8"-47 1/4"-55 1/8"
Fixed side walls 25 5/8"-27 1/2"-31 1/2"-35 3/8"
Total frontal footprint 55 1/8"-63"-70 7/8"-78 3/4"



Doccia PURITY- PARETE 3
 Parete fissa Frontale da 80_100_120_140cm.
 Parete fissa Laterale da 65_70_80_90cm.
 Spalletta Interna 35cm.
 Ingombro Frontale totale 140_160_180_200cm.

Shower PURITY-PARETE 3
Fixed front wall 31 1/2"-39 3/8"-47 1/4"-55 1/8"
Fixed side walls 25 5/8"-27 1/2"-31 1/2"-35 3/8"
Inside shoulder 13 3/4"
Total frontal footprint 55 1/8"-63"-70 7/8"-78 3/4"





ARCADIA

SHOWERS

Su tutta la Collezione si possono utilizzare le lastre di VETRITE Gem Glass, Onigem, GemStone, Electric Marble e Sight con finitura Solid, Opalescent, Seethrough

The VETRITE Gem Glass, Onigem, GemStone, Electric Marble and Sight slabs with Solid, Opalescent, Seethrough finishes can be used throughout the Collection

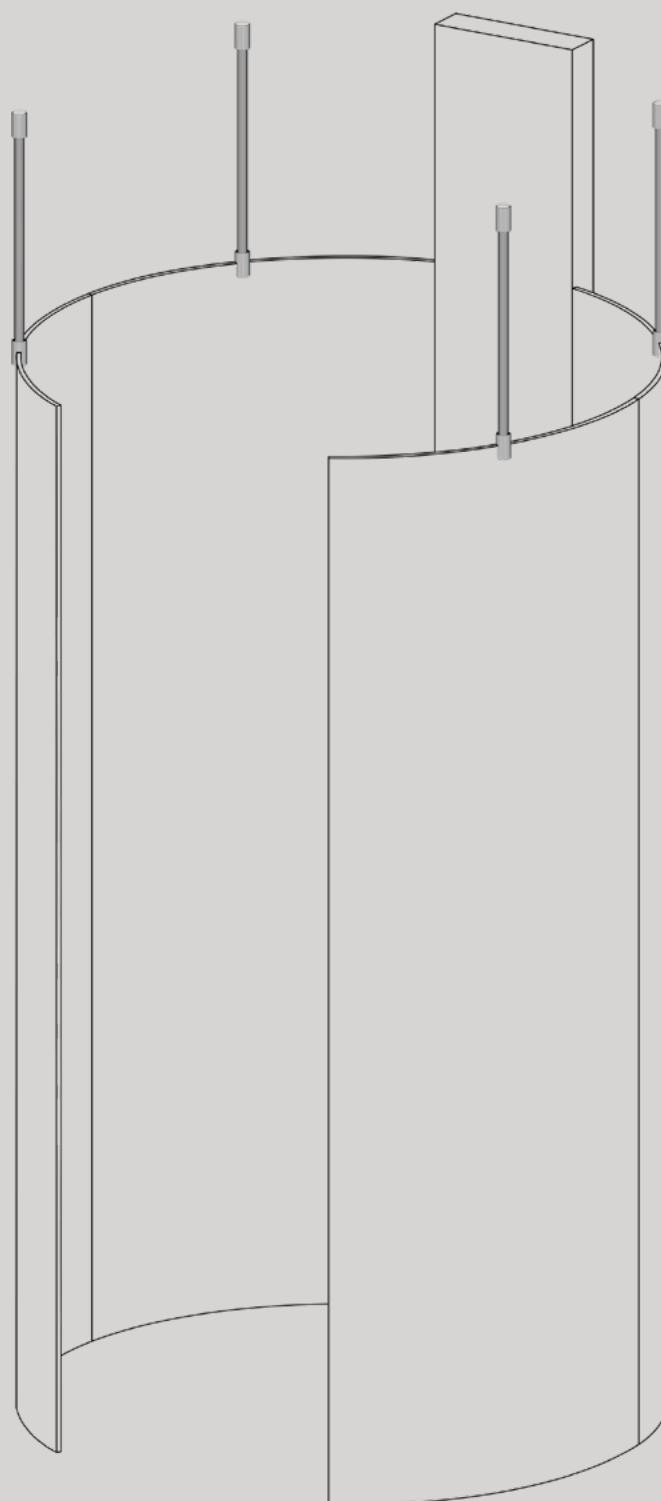
ARCADIA/ Shower


Descrizione/Description

Struttura box doccia in vetro curvo decorato.
Shower enclosure structure in curved decorated glass.

Dimensioni/Sizes

1310 x 1210 x 2200 mm
51" 5/8 x 47" 5/8 x 86" 5/8







ZEN LAGOON

WHIRPOOL / BATHTUB

Su tutta la Collezione si possono utilizzare le lastre di VETRITE Gem Glass, Onigem, GemStone, Electric Marble e Sight con finitura Solid, Opalescent, Seethrough

The VETRITE Gem Glass, Onigem, GemStone, Electric Marble and Sight slabs with Solid, Opalescent, Seethrough finishes can be used throughout the Collection

ZEN LAGOON/Whirlpool Bathtub

Rivestimento lastre Vetrite GemStone Noire/*Cladding in Vetrite GemStone Noire*

Descrizione/Description


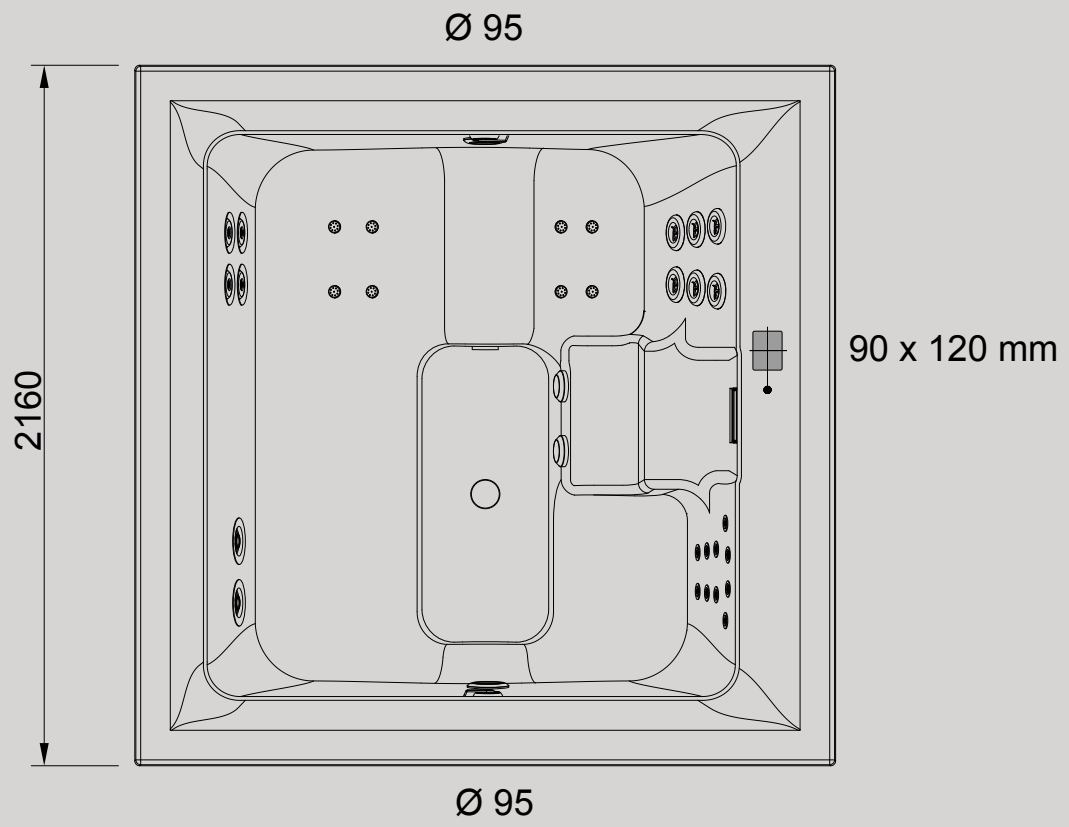
Vasca con sistema idromassaggio acqua aria "whirlpool" e cromoterapia con rivestimento esterno in vetro decorato e retroilluminabile.

Bathtub with "whirlpool" water-air hydromassage system and chromotherapy, with decorated glass exterior and backlighting.

Dimensioni/Sizes

2160 x 2160 x 1020 mm
85" x 85" x 40" 1/8"





ZEN LAGOON/Whirlpool Bathtub

Rivestimento mosaico pixel custom/Cladding in custom pixel mosaic


Descrizione/Description


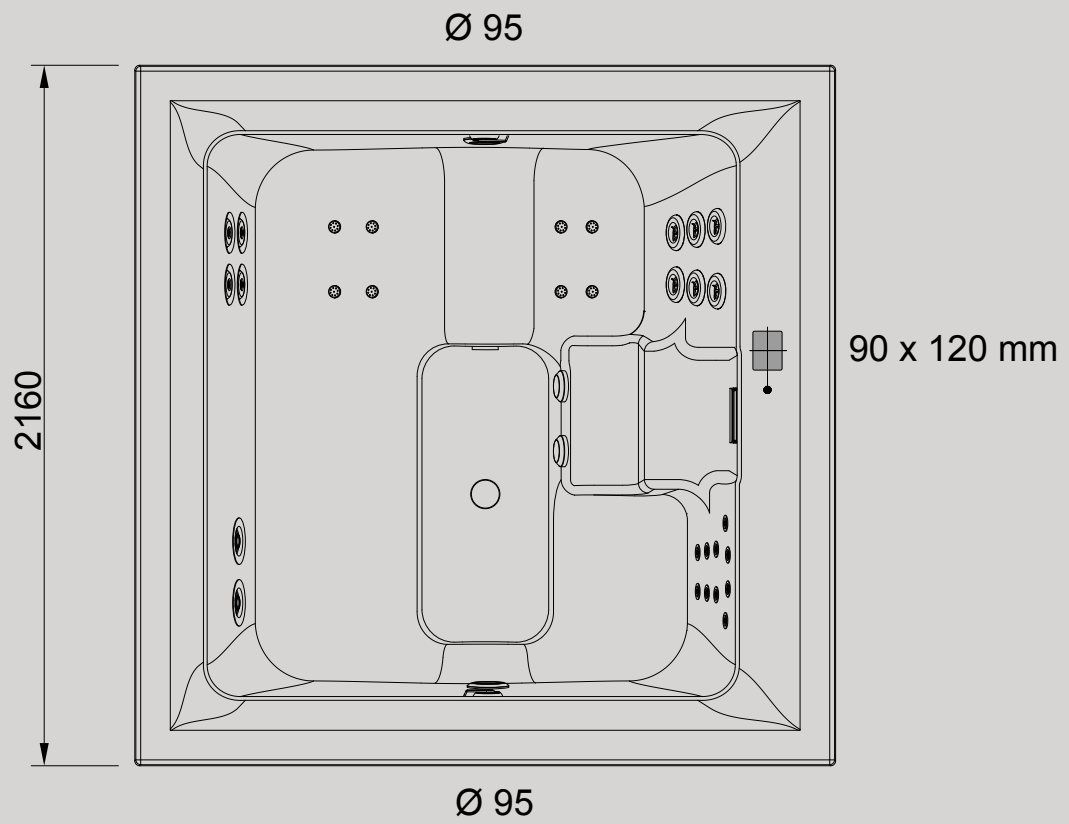
Vasca con sistema idromassaggio acqua aria "whirlpool" e cromoterapia con rivestimento esterno in vetro decorato e retroilluminabile o mosaico pixel

Bathtub with "whirlpool" water-air hydromassage system and chromotherapy, with decorated glass exterior and backlighting or pixel mosaic.

Dimensioni/Sizes

2160 x 2160 x 1020 mm
85" x 85" x 40" 1/8"







DOH collection

SINKS

LAVABI/Sinks

Descrizione/Description

Lavandini in vetro spessorato.

Tutti i modelli DOH possono essere richiesti nei 149 colori della Collezione Colibrì di SICIS, anche in abbinamento al mosaico

Sinks in thick glass.

All DOH models can be ordered in the 149 colours of the SICIS Colibrì Collection, also in combination with the mosaic.

Dimensioni/Sizes

BUILT

400 x 400 x 182 mm
15" 3/4 x 15" 3/4 x 7" 3/16

OVAL

500 x 400 x 170 mm
19" 5/8 x 15" 3/4 x 6" 3/4

ROUND

400 x 170 mm
15" 3/4 x 6" 3/4

TANK

390 x 390 x 146 mm
15" 3/4 x 15" 3/4 x 5" 3/4



LAVABO DOH - BUILT



LAVABO DOH - OVAL



LAVABO DOH - ROUND



LAVABO DOH - TANK



Doh Built In - Almeus 2



Doh Built In - Almeus



Doh Built In - Amandalar 2



Doh Built In - Amandalar



Doh Built In - Amaril 2



Doh Built In - Amaril 3



Doh Built In - Anegom 2




Doh Built In - Anegom 3




Doh Built In - Anegom 4



Doh Built In - Anegom



Doh Built In - Argolan 2



Doh Built In - Argolan



Doh Built In - Astrid 2



Doh Built In - Bamboo



Doh Built In - Beton



Doh Built In - Billam 2



Doh Built In - Billam



Doh Built In - Bronzeo 2



Doh Built In - Bronzeo 3



Doh Built In - Bronzeo



Doh Built In - Carmesin 2



Doh Built In - Carmesin



Doh Built In - Chantal 2



Doh Built In - Cobal 2



Doh Built In - Cobal 3



Doh Built In - Cobal



Doh Built In - Copper 2



Doh Built In - Copper 3



Doh Built In - Dargena



Doh Built In - Diadem



Doh Built In - Emaruel 2



Doh Built In - Emaruel



Doh Built In - Emas 2



Doh Built In - Emas



Doh Built In - Engeril



Doh Built In - Falene



Doh Built In - Felicia 2




Doh Built In - Fentas 2



Doh Built In - Fentas 3



Doh Built In - Fentas



Doh Built In - Garciaia



Doh Built In - Gemlit



Doh Built In - Gentius 2



Doh Built In - Gentius 3



Doh Built In - Gintory



Doh Built In - Granada 2



Doh Built In - Granada 3



Doh Built In - Grenser 2



Doh Built In - Grenser



Doh Built In - Grey Flannel 2



Doh Built In - Grey Flannel 3



Doh Built In - Icemir 2



Doh Built In - Icemir 3



Doh Built In - Icemir 4



Doh Built In - Icemir



Doh Built In - Indistan



Doh Built In - Jantar 2



Doh Built In - Jantar 3



Doh Built In - Jantar




Doh Built In - Kaki 2




Doh Built In - Kaki 3



Doh Built In - Kariba 2



Doh Built In - Kariba



Doh Built In - Kawat



Doh Built In - Kersie 2



Doh Built In - Kersie



Doh Built In - Kori 2



Doh Built In - Kori 3



Doh Built In - Kori



Doh Built In - Lenhic



Doh Built In - Lescaram 2



Doh Built In - Lescaram 3



Doh Built In - Lescaram



Doh Built In - Lidris



Doh Built In - Magraner



Doh Built In - Magraner 3



Doh Built In - Magraner 4



Doh Built In - Magraner 5



Doh Built In - Magraner



Doh Built In - Martuel 2



Doh Built In - Martuel 3



Doh Built In - Martuel



Doh Built In - Marver



Doh Built In - Melena 2



Doh Built In - Melena 3



Doh Built In - Mirales 2



Doh Built In - Mirales



Doh Built In - Neide 2



Doh Built In - Neide 3



Doh Built In - Neide



Doh Built In - Nergreve



Doh Built In - Opalis 2



Doh Built In - Opalis 3




Doh Built In - Opalis



Doh Built In - Pavon 2



Doh Built In - Pavon



Doh Built In - Pestum



Doh Built In - Pural



Doh Built In - Rastaban



Doh Built In - Ruby 2



Doh Built In - Ruby 3



Doh Built In - Ruby 4



Doh Built In - Sakirma 2



Doh Built In - Sakirma 3



Doh Built In - Sakirma 4



Doh Built In - Sakirma 5



Doh Built In - Sakirma



Doh Built In - Selenity 2



Doh Built In - Selenity 3



Doh Built In - Selenity



Doh Built In - Selmak 2



Doh Built In - Selmak 3



Doh Built In - Selmak 4



Doh Built In - Selmak



Doh Built In - Selvanim 2



Doh Built In - Selvanim



Doh Built In - Sideria



Doh Built In - Sindria



Doh Built In - Sitrand



Doh Built In - Soleil 2



Doh Built In - Soleil 3



Doh Built In - Soleil



Doh Built In - Sunset 2



Doh Built In - Sunset 3



Doh Built In - Sunset



Doh Built In - Swami 2



Doh Built In - Swami 3



Doh Built In - Swami



Doh Built In - Talby 2



Doh Built In - Tanzanite 2



Doh Built In - Tarianne 2



Doh Built In - Tarianne 3



Doh Built In - Tarianne 4



Doh Built In - Tarianne



Doh Built In - Terval 2



Doh Built In - Terval



Doh Built In - Tharsis 2



Doh Built In - Thymos 2



Doh Built In - Vis Two 2



Doh Built In - Vorgan 2



Doh Built In - Vorgan



Doh Built In - Xarena 2



Doh Built In - Xarena



Doh Built In - Yannal 2



Doh Built In - Yannal 3



Doh Built In - Yannal



Doh Built In - Ziner



Doh Built In - Zorat 2



Doh Built In - Zorat

ELISYAN COLLECTION

SPECCHI/Mirrors

Descrizione/Description

Specchi in Vetrite solid o retroilluminabile con parti in metallo

Mirrors in solid or backlit Vetrite with metal parts


Finitura Metallo/Metal Finish

La finitura in Cromo Lucido è solo su richiesta
Polished Chrome finish is only on request

Oro Satinato
Satin Gold
Code : OR



Bronzo
Bronze
Code : BR




Ottone Brunito
Bronzed Brass
Code : BU



Acciaio Satinato
Satin Steel
Code : SA



Cromo lucido
Polished Chrome
Code : CL






AURA
1200 x 1200 x 450 mm
85" x 85" x 40" 3/16



CELESTIA
6100 x 1360 x 45 mm
85" x 85" x 40" 3/16



HARMONIA
900 x 900 x 45 mm
85" x 85" x 40" 3/16



LUMINA
900 x 1500 x 45 mm
85" x 85" x 40" 3/16

ELISYAN COLLECTION

RUBINETTERIA/*Faucet*

Descrizione/Description

Rubinetteria in acciaio per lavabi, vasche e docce con pomelli in vetro decorato. Per tutti i pomelli della collezione possono essere utilizzati i decori di VETRITE Gem Glass, OniGem, GemStone, Electric Marble e Sight


Steel tapware for washbasins, baths and showers with decorated glass knobs.

The VETRITE decorations Gem Glass, OniGem, GemStone, Electric Marble and Sight can be used for all knobs in the collection.


Finitura Metallo/Metal Finish

La finitura in Cromo Lucido è solo su richiesta
Polished Chrome finish is only on request

Oro Satinato
Satin Gold
Code : OR



Bronzo
Bronze
Code : BR




Ottone Brunito
Bronzed Brass
Code : BU



Acciaio Satinato
Satin Steel
Code : SA



Cromo lucido
Polished Chrome
Code : CL







Mod. S1 Magma



Mod. S4 Frost



Mod. S4 Reef



Mod. S2 Waves



Batteria Lavabo 3 fori
3 hole washbasin mixer



Miscelatore lavabo 2 maniglie
2-handle basin mixer



Gruppo lavabo a muro 200
Concealed 3 hole washbasin 200



Gruppo lavabo a muro 240
Concealed 3 hole washbasin 240



Bocca a muro 200
Wall-mounted spout 200



Bocca muro 240
Wall-mounted spout 240



Scarico click-click universale
Universal up/down pop-up waste



Sifone a vista
Drain-trap



Batteria bordo vasca 5 fori con doccetta estraibile
5 hole deck-mounted bathtub



Batteria bordo vasca con doccetta estraibile senza bocca
Deck-mounted bathtub without spout



Doccetta estraibile bordo vasca
Deck-mounted retractable handshower



Bocca a muro per vasca 200
Wall-mounted spout for bathtub 200



Bocca a muro per vasca 240
Wall-mounted spout for bathtub 240



Termostatico incasso 1 uscita
1 way concealed thermostatic



Termostatico incasso 2 uscite
2 ways concealed thermostatic



Termostatico incasso 3 uscite
3 ways concealed thermostatic



Termostatico incasso 4 uscite
4 ways concealed thermostatic



Termostatico incasso 5 uscite
5 ways concealed thermostatic



Termostatico incasso 6 uscite
6 ways concealed thermostatic



Termostatico incasso 2 uscite
2 ways concealed thermostatic



AB TRWIT6C75
Termostatico incasso 3 uscite
3 ways concealed thermostatic



AB TRWIT6C75
Rubinetto d'arresto 1/2"
1/2" concealed stop valve



AB TRWIT3CD5
Deviatore incasso 2 Uscite
2 ways concealed diverter



AB TRWIT3CD6
Deviatore incasso 3 Uscite
3 ways concealed diverter



AB TITRTBR380
Soffione a parete anticalcare
Anti-limescale shower-head



AB TITRTBR376
Soffione a parete
Shower-head



AB TITRTBR366
Soffione a parete con cascata
Shower-head with cascade



AB TITRTBR364
Soffione a soffitto ad incasso
Concealed shower-head



AB TITRTBR377
Soffione ad incasso con pioggia e cascata
Concealed showerhead with rain and cascade




AB TRWIT2705
Kit gancio flessibile, doccetta
Hook, flexible and hand shower kit




AB TIT6529
Kit saliscendi senza presa acqua
Sliding-bar kit without wall hose outlet



AB TITRTGA123
Presa acqua a muro
Wall hose outlet



AB T2C14CC
Miscelatore da terra per lavabo
Floor basin mixer



CERNIERE

HINGES

CERNIERE e MANIGLIE / Hinges and handles

Descrizione/Description

Cerniere in ottone con rivestimento PVD in varie finiture.
Brass hinges with PVD coating in various finishes.



Finitura Metallo/Metal Finish

La finitura in Cromo Lucido è solo su richiesta
Polished Chrome finish is only on request



Oro Satinato
Satin Gold
Code : OR

Bronzo
Bronze
Code : BR

Ottone Brunito
Bronzed Brass
Code : BU

Acciaio Satinato
Satin Steel
Code : SA

Cromo lucido
Polished Chrome
Code : CL





Fissaggio Muro-Vetro / *Fix Wall-Glass*



Fissaggio Vetro-Vetro / *Fix Glass-Glass*



Cerniera Muro-Vetro / *Wall-Glass Hinge*



Cerniera Vetro-Vetro / *Glass-Glass Hinge*


VETRITE COLLECTION

LASTRE/Slabs

Descrizione/Description

Lastre in vetro laminato con decorazione interna.
Satinatura disponibile su richiesta su tutta la gamma dei colori Vetrite con spessore 6 /10 mm.
Finitura SICISGrip Embossed su richiesta in tutte le colorazioni.
I toni dei campioni sono da considerarsi indicativi.

*Laminated glass plates with internal decoration.
Satin finish available on request in all Vetrite colours with 6 /10 mm thickness.
SICISGrip Embossed finish available on request in all colours.
The tones of the samples are to be considered as indicative.*



VETRITE
Go to the WebSite

VETRITE GEM GLASS



Agata Blue - AGB



Crimson - CRI



Mahogany - MAL



Vulcano - VUL



Agata Lilla - AGL



Crystallised - CRY



Neve - NEV



Waves - WAV



Aurora - AUR



Fable - FAB



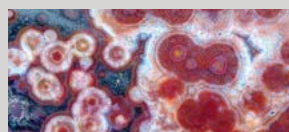
Pangea Red - PEN




Bloomer - BLO



Frost - FRO



Punctum - PUN



Boulder - BOU



Galaxy - GAL



Reef - REE



Canyon - CAN



Grain - GRA



River - RIV



Cave - CAV



Ignite - IGN



Rock - ROC



Chroma - CHR



Lagoon - LAG



Sepia - SEP



Cliff - CLI



Lake - LAK



Solferino - SOL



Clouds - CLO



Landscape - LAD



Sunburst - SUN



Corundum - COR



Lignin - LIG



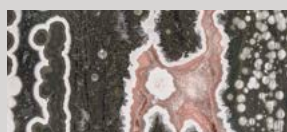
Terrain - TER



Crate - CRA



Magma - MAG



Unakite - UNA

Formato - Slab size
120 x 280cm - 47 1/4" x 110 1/4"
Formato speciale - Special slab size
135 x 290cm - 53 1/8" x 114 1/8"

VETRITE COLLECTION

LASTRE/Slabs

VETRITE - ONIGEM



Avory - AVO



Bolt - BOL



Deep blue - DEE



Dusk - DUS



Emerald - EME



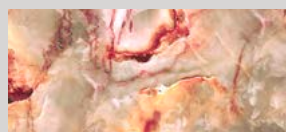
Giada - GIA



Green - GRE



Honey - HON



Mocha - MOC



Nebula - NEB




Ocean - OCE



Petroleum - PET



Pink - PIN



Rice - RIC



Spider - SPI

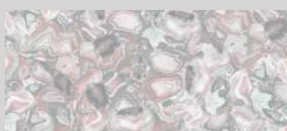


Twilight - TWI

VETRITE - GEM STONE



Atlantic - ATL




Candy - CAD



Caramel - CAR



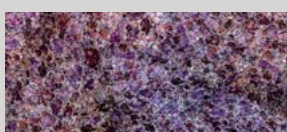
Confetti - CON



Fantasy - FAN



Maracuja - MAR



Messier - MES



Mineral - MIN



Noire - NOI




Olimpus - OLI



Pacific - PAC



Salty Dew - SAD



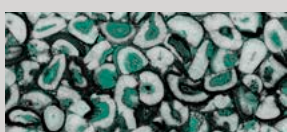
Stalagmite - STA



Streetwalk - STR



Tropical - TRO



Will - WIL

VETRITE - SIGHT



Accra 01 - AC1



Accra 02 - AC2




Dubai 01 - DU1



Hanoi 01 - HA1



Hanoi 02 - HA2



Hanoi 02 B&W - HAB



Los Angeles 01 - LA1



Los Angeles 02 - LA2



Milano 01 - MI1



Milano 02 - MI2



Roma 01 - RO1



Roma 02 - RO2



Shanghai 01 - SH1



Shanghai 02 - SH2



Venezia 01 - VE1



Venezia 02 - VE2

VETRITE - ELECTRIC MARBLE



Cal Natural Sx - CAN



Cal Silver Sx - CAS



Cal Gold Sx - CAG



Cal Turchese Sx - CAT



Cal Fuxia Sx - CAF



Marquina black - MAB



VETRITE®

Go to the WebSite

Formato - Slab size
120 x 280cm - 47 1/4" x 110 1/4"
Formato speciale - Special slab size
135 x 290cm - 53 1/8" x 114 1/8"

AVVISO LEGALE

Ricevendo il presente catalogo SICIS, prendi atto ed accetti i seguenti termini e condizioni:

Il presente catalogo è e rimane di proprietà di SICIS s.r.l. ("SICIS").

SICIS si riserva il diritto, in qualsiasi momento, di richiederne la restituzione.

Il catalogo è fornito a TITOLO GRATUITO e NON ne è AUTORIZZATA LA RIVENDITA. Se hai dovuto pagare per questo catalogo, ti preghiamo di segnalarcelo scrivendoci all'indirizzo riportato di seguito.

Le leggi in materia di diritto d'autore (Copyright) proteggono il contenuto del presente catalogo, inclusi, senza alcuna limitazione, le fotografie, immagini, testi, layout ed i disegni in esso contenuti.

La riproduzione o la copia di qualsiasi parte del presente catalogo, inclusi, senza alcuna limitazione, le fotografie, immagini, testi, layout ed i disegni in esso contenuti, È VIETATA, e SICIS si riserva il diritto di intraprendere azione legale nei confronti di chiunque (incluso te) violi il presente divieto.

L'aver ricevuto una copia del presente catalogo, non dà diritto in alcun modo ad alcuna licenza da parte di SICIS, né implicita né tantomeno espressa, di riprodurre o copiare, in qualsiasi modo o forma, alcuna parte di esso.

Il marchio SICIS® è un marchio registrato e di proprietà della SICIS s.r.l., ed è protetto dalle leggi nazionali ed internazionali in materia.

SICIS espressamente si riserva tutti i diritti e rimedi.

LEGAL NOTICE

By retaining this SICIS catalogue, you acknowledge and agree to the following:

This catalogue is and remains the property of SICIS s.r.l. ("SICIS").

SICIS reserves the right, at any time, to request the return of this catalogue.

The catalogue is provided to you FREE OF CHARGE and is NOT FOR RESALE. If you paid for this catalogue, please write to SICIS at the address provided below.

Copyright laws protect the content of this catalogue, including, without limitation, the photographs, images, text, layout and designs contained therein.

The reproduction or copying of any part of this catalogue, including, without limitation, the photographs, images, text, layout and designs contained therein, IS PROHIBITED, and legal action may be commenced against anyone, including, but not limited to, yourself, who violates this prohibition.

By giving you a copy of this catalogue, SICIS is not thereby giving you any license, either implied or express, to reproduce or copy it or any parts of it, in any way.

The trademark SICIS® is a registered trademark and the property of SICIS s.r.l., and is protected under domestic and international laws.

SICIS reserves all its rights and remedies.

www.sicis.com · info@sicis.com
SICIS · Sede Legale · Via Borgonuovo, 29 · 20121 Milano (Italy)
Sicis s.r.l. Ravenna (Italy) - October 2024

© 2024 Sicis S.r.l.
SICIS® is trademark of Sicis S.r.l.
SICIS® è un marchio di Sicis S.r.l.

SICIS ITALY

Showroom Milano

20121 · Via Fatebenefratelli, 8

Ph. +39 02 87 60 99

Showroom & Factory Ravenna (Italy)

48123 · Via Canala, 85

Ph. +39 0544 469 711 · Fax +39 0544 46 98 11

SICIS FRANCE

Showroom Paris

19 rue Marbeuf 75008 Paris

Ph. +33 01 49 52 89 89

SICIS UNITED KINGDOM

Showroom & Offices London

15A Dover St, Mayfair, W1S 4LR

Ph. +44 207 491 9849

SICIS SWISS

Sicis Store S'Antonino

Via Stazione 23 - 6592 Sant'Antonino - (CH)

Ph. +41 91 985 34 57

SICIS NORTH AMERICA

Corporate Headquarters New York

150 Bruckner Blvd, Bronx 10454

Ph. 212 965 4100

877 839 8900 (Toll Free)

SICIS ME

Showroom Dubai

57RW+4MR - Dubai Design District - Dubai

United Arab Emirates

Ph. +971 50 5270183



SICIS®

www.sicis.com
made in Italy