



Nitelite

Backlit mosaic

SICIS®



Preface

Vetro. Trasparenza. Luce. Colori.
Ma come! Non avete vetri colorati?
Vetri rosa, rossi, azzurri, vetri magici,
vetri paradisiaci?
Spudorato!...

Allora non avete nemmeno vetri che
fanno vedere la vita in bellezza!
E invece eccoli i vetri e che
trasparenze.

(C. Baudelaire - i mosaici)

*Glass. Transparency. Light. Colours.
But how. Don't you have coloured
glasses?*

*Pink glasses, red glasses, azure glasses,
magic glasses, heavenly glasses?
Impudent!*

*Then, you don't have glasses that let
you see the beauty in life!
And instead, here are the glasses
and transparencies.*

(C. Baudelaire - the mosaics)



Parola d'ordine trasparenza.

I mille riflessi del vetro. E l'effetto, vedendo questi quadri luminosi, è proprio quello della cristallina consistenza, lucentezza e trasparenza della luce.

Non importa il colore, possono essere rossi come rubini, verdi come smeraldi, gialli come topazii: qualità primaria resta sempre la trasparenza e quell'aspetto di pietre preziose da far desiderare di utilizzare i mosaici in infiniti accostamenti e decori, permettendo di costruire ambienti attraversati dalla luce cui s'ispira l'intera collezione. Un mosaico che può vestire di luce intere architetture. . .

Questi spettacolari abbinamenti di tessere retro-illuminate, retro-verniciate ed opache, confermano nuovamente il successo mondiale di Sicis.

The thousands glass reflections:


Transparency is the watchword. On seeing them, the effect is like crystal-clear, bright, light water. The color is not the main thing. They can be red as a ruby, green as an emerald or yellow as a topaz: the principal quality is always transparency, and that feeling of precious stones running through your fingers. "They" are the multi-colored tesserae which, through infinite combinations and decorations, can create environments that are intersected by light and the fluid reflections which inspire the entire collection.

A mosaic that can make entire structures water-like. . .


And all is linked with the company's heritage of research and experimentation: so has Sicis' worldwide success been determined for years.




Montaggio del banco retroilluminato per Casa Decor a Madrid, in cui il mosaico è stato montato su plexi opalino ed applicato con siliconico alla struttura di legno con strip LED fornita dal cliente.



Backlit counter construction for "Casa Decor" fair in Madrid; mosaic chips are laid on opaline plexiglass fixed on wood structure with silicon and relative strip led supplied by the client.



 Light off



 Light on

Off



...and On



INDEX



73

AMBEDO

Mosaico artistico retroilluminato
Dimensione pannello: cm 250 x 110

Backlit artistic mosaic panel
Panel dimension: 98^{3/8}" x 43^{1/4}"



91

BIZZARRO

Mosaico artistico retroilluminato
Dimensione pannello: cm 250 x 110

Backlit artistic mosaic panel
Panel dimension: 98^{3/8}" x 43^{1/4}"



67

CORAL LIGHTS

Mosaico artistico retroilluminato
Dimensione pannello: cm 250 x 110

Backlit artistic mosaic panel
Panel dimension: 98^{3/8}" x 43^{1/4}"



103

ELEUTERA

Mosaico artistico retroilluminato
Dimensione pannello: cm 150 x 270

Backlit artistic mosaic panel
Panel dimension: 59" x 106^{1/4}"



43

FERNWEH

Mosaico artistico retroilluminato
Dimensione pannello: cm 250 x 110

Backlit artistic mosaic panel
Panel dimension: 98^{3/8}" x 43^{1/4}"



97

IDIOMAX

Mosaico artistico retroilluminato
Dimensione pannello: cm 250 x 110

Backlit artistic mosaic panel
Panel dimension: 98^{3/8}" x 43^{1/4}"



IGNOTO

Mosaico artistico retroilluminato
Dimensione pannello: cm 250 x 110


Backlit artistic mosaic panel
Panel dimension: 98^{3/8}" x 43^{1/4}"



IPNOSIS

Mosaico artistico retroilluminato
Dimensione pannello: cm 250 x 110

Backlit artistic mosaic panel
Panel dimension: 98^{3/8}" x 43^{1/4}"



KOMOREBI / KOMOREBI BLUE

Mosaico artistico retroilluminato
Dimensione pannello: cm 250 x 110

Backlit artistic mosaic panel
Panel dimension: 98^{3/8}" x 43^{1/4}"



NEBULA

Mosaico artistico retroilluminato
Dimensione pannello: Ø cm 55

Backlit artistic mosaic panel
Panel dimension: Ø 21^{5/8}"



OCTOPUS

Mosaico artistico retroilluminato
Dimensione pannello: cm 250 x 110

Backlit artistic mosaic panel
Panel dimension: 98^{3/8}" x 43^{1/4}"



PRETICORE

Mosaico artistico retroilluminato
Dimensione pannello: cm 250 x 110

Backlit artistic mosaic panel
Panel dimension: 98^{3/8}" x 43^{1/4}"

Note tecniche · *Technical data* 108




Komorebi

shade of Lime green


Tonalità come il verde ci parlano di percorsi in divenire, di uno stile che cerca la Bellezza.
Hues like green show paths eternally changing, a style that searches for a Beauty.

Retroilluminazione del mosaico Komorebi montato su pannelli di plexi opalino



 Light off

Komorebi mosaic backlit mounted on opalescent plexi panels








Dimensione pannello: cm 250 x 110
Panel dimension: 98³/₈" x 43¹/₄"










Abbinamento con lastra in Vetrite Pergamino Gold
Matching material Vetrite slab Pergamino Gold







Komorebi Blue




 Light off



 Light on









shade of **I**gnoto
Jamaica bay

La fisicità e la limpidezza emergono dall'accostamento con i vari materiali.
The physicity and transparency emerge from the approach with the materials.






Dimensione pannello: cm 250 x 110
Panel dimension: 98^{3/8}" x 43^{1/4}"







Mysterious Lights



Light off

Abbinamento con lastra in Vetrite Feather Black
Matching material Vetrite slab Feather Black






Light on

Octopus
shade of **B**lue chip

Una composizione di linee morbide e dure si inseguono nella visione d'insieme.
A composition of soft and hard lines pursue each other in the whole.






Dimensione pannello: cm 250 x 110
Panel dimension: 98^{3/8}" x 43^{1/4}"











Light off

Abbinamento con lastre in Vetrite Astrakan Violet e Feather Black
Matching material Vetrite slabs Astrakan Violet and Feather Black





Mosaico trasparente, colore Persimmon, Collezione Glimmer
Transparent mosaic, Persimmon color, Glimmer Collection






 Light on

Fernweh

shade of

Ardent corals

Percorsi in continuo divenire, ricerca del moderno, tecnologia e contatto con la Natura.
Paths eternally changing, search of modernity, technology and contact with the Nature.





Dimensione pannello: cm 250 x 110
Panel dimension: 98^{3/8}" x 43^{1/4}"







Abbinamento con lastre in Vetrite Feather Black e Veneziano Red
Matching material Vetrite slabs Feather Black and Veneziano Red








Light off

Nebula

shade of Rainbow

La superficie crea un singolare gioco d'arcobaleno che muta al cambiare della luce.
The surface creates a play of rainbow-like colors, which change with the light.


Dimensione: Ø cm 55
Dimension: Ø 21 5/8"







Light on



Mosaico trasparente, colori Cherry, Watermelon, Grapefruit, Persimmon, Collezione Glimmer
Transparent mosaic, Cherry, Watermelon, Grapefruit, Persimmon colors, Glimmer Collection






Mosaico trasparente, colori Watermelon e Ginger, Collezione Glimmer
Transparent mosaic, Watermelon and Ginger colors, Glimmer Collection





shade of **I**pnosis
Cascades

La trasparenza nel colore e nella materia crea nuovi spazi, suddivisi dalla tonalità dei colori.
The transparency of colour and material creates new spaces, divided by the colour range.





Light on



Dimensione pannello: cm 250 x 110
Panel dimension: 98³/₈" x 43¹/₄"










Light off

Abbinamento con lastra in Vetrite Pergamino Gold
Matching material Vetrite slab Pergamino Gold






shade of **IC** Coral
Lights
Balmy sea

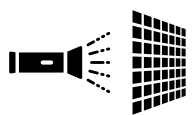

Il mosaico, percorso dai colori, crea zone luminose e non si rivela mai uguale.
The mosaic, animated by colours, creating bright, startling zones, everytime different.

Abbinamento con lastra in Vetrite Pergamino Gold
Matching material Vetrite slab Pergamino Gold





 Light off



Light on





Light on

Ambedo

shade of Caramel fire

Il calore pervade l'ambiente e ben si abbina con gli elementi, dai richiami naturali.
The warmth flows through the ambient and combines well with the natural elements.



Light on



Dimensione pannello: cm 250 x 110
Panel dimension: 98³/₈" x 43¹/₄"


 Light off








 Light on





Light off

Abbinamenti con lastre in Vetrite Iguana Tortora, Feather Black, Vis Two
Matching material Vetrite slabs Iguana Tortora, Feather Black, Vis Two



304

305



Mosaico trasparente, colori Tamarind, Melograno, Tangerine and Lychee, Collezione Glimmer
Transparent mosaic, Tamarind, Melograno, Tangerine and Lychee colors, Glimmer Collection



306


307




Light on

Preticore
shade of **E**vergreen


Fuoco, sole, vita, colori che riflettono energia e scaldano lo spirito riempiendolo di gioia.
Fire, sun, life, colours that reflect energy and warm the spirit filling it with joy.





Dimensione pannello: cm 250 x 110
Panel dimension: 98^{3/8}" x 43^{1/4}"








 Light on



Abbinamento con lastre in Vetrite Elephant Panna e Diluvio Moka
Matching material Vetrite slabs Elephant Panna and Diluvio Moka





Light on

Bizzarro

shade of **P**ure glacier

Colori che non si esauriscono e che contribuiscono a mantenere lo stile e l'eleganza.
Colours that don't exhaust and contribute to maintain style and elegance.





Dimensione pannello: cm 250 x 110
Panel dimension: 98^{3/8}" x 43^{1/4}"










Idiomax

shade of Jet black

La luce riesce a modellare l'opera, creando contrasti tra gli elementi, valorizzandoli come vuole.
Light shapes the opera, creating contrasts between the elements, exploiting them to its will.







Mosaico trasparente, colori Passion Fruit e Ginger, Collezione Glimmer
Transparent mosaic, Passion Fruit and Ginger colors, Glimmer Collection






Eleutera
shade of **G**reensprout

La superficie prende forma, si muove, crea zone luminose.
The surface takes form, moves itself, creates zones of light.






Dimensione pannello:
cm 150 x 270
Panel dimension:
59" x 106 1/4"





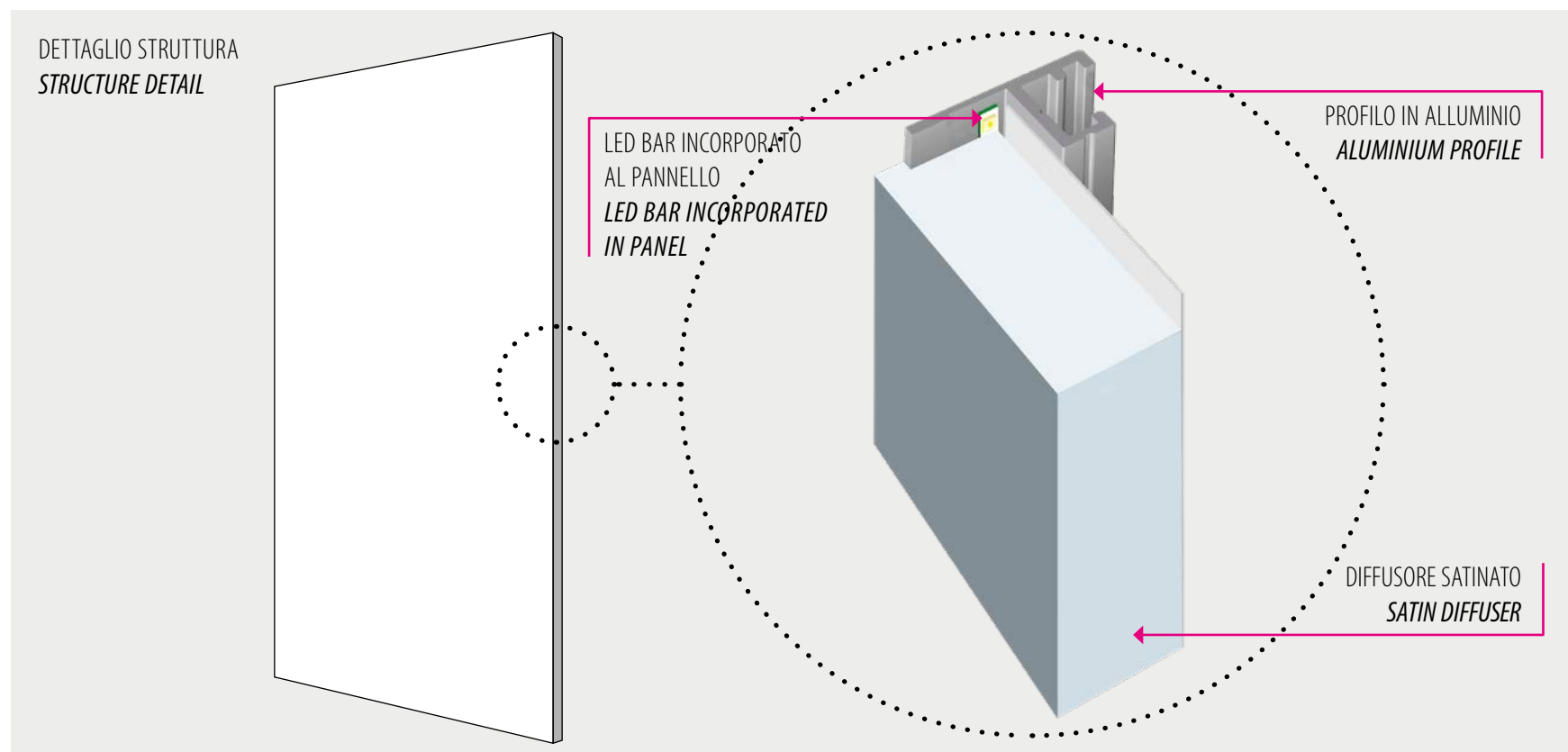
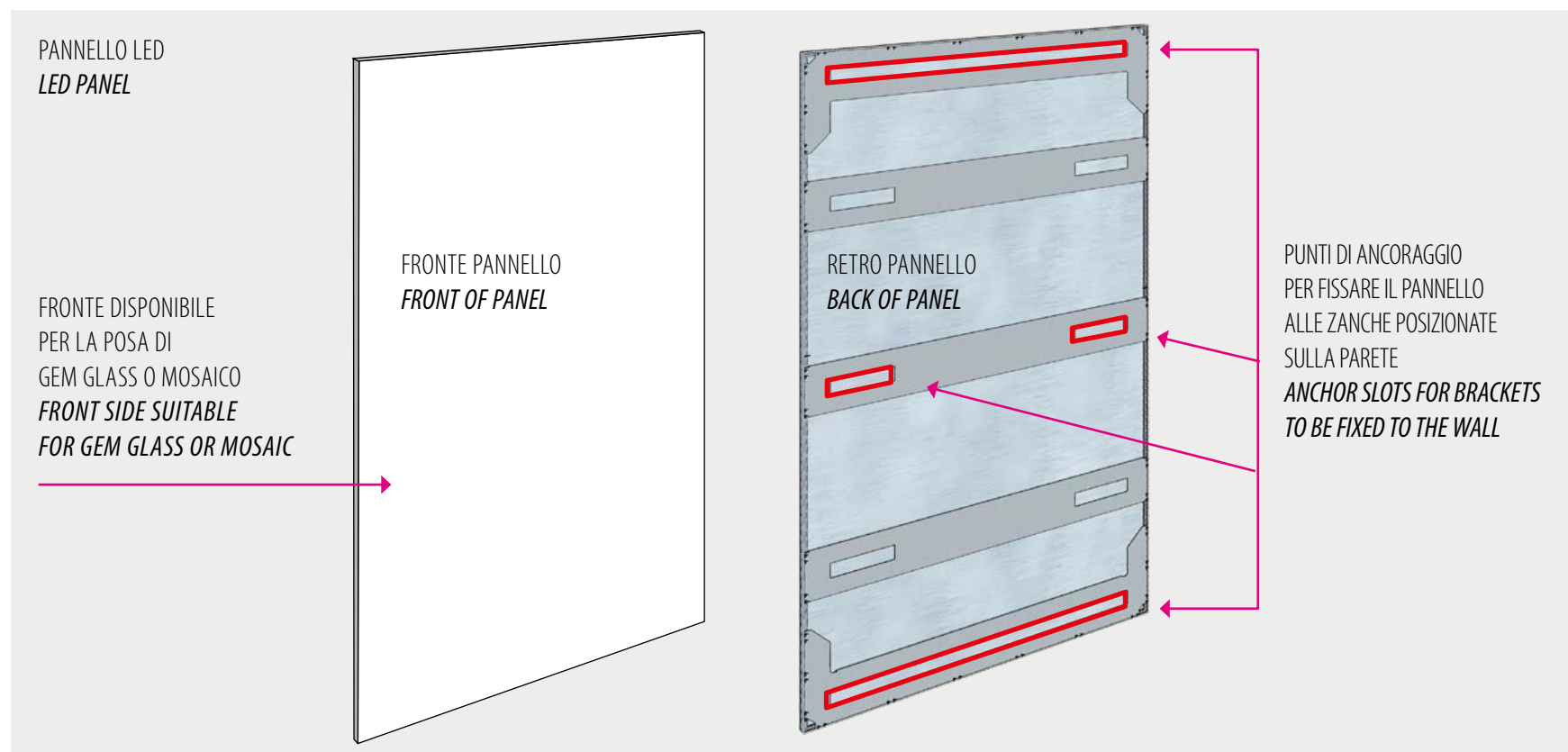


Note tecniche • *Technical data*



Caratteristiche tecniche del pannello LED

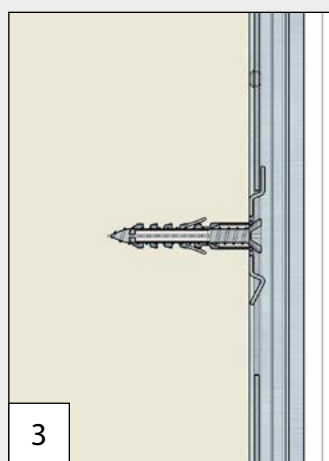
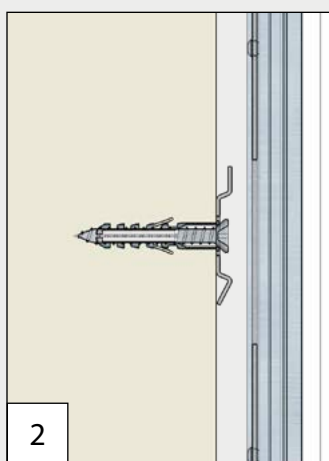
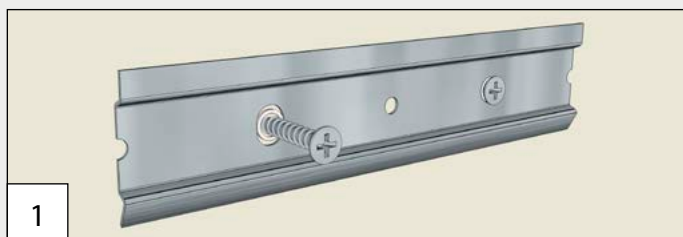
LED panel technical data



Caratteristiche tecniche del pannello LED

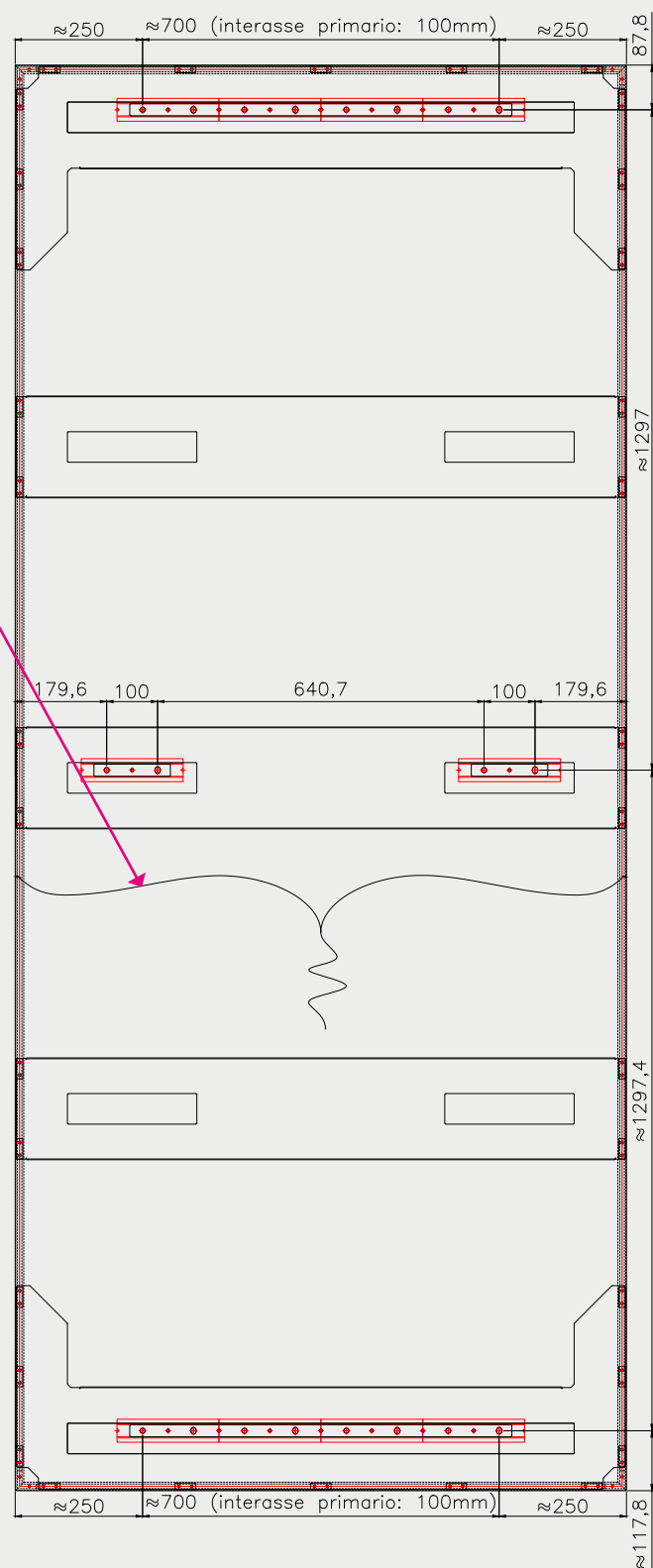
LED panel technical data

ZANCHE REGGI-PENSILE DA FISSARE A PARETE
FIX LOOSE BRACKETS TO WALL



CAVI ALIMENTATORE 24VDC
L=3000 MM USCITA POSTERIORE
CABLES 24VDC
L=3000 MM BACK EXIT

DIMENSIONI DI FISSAGGIO DELLE ZANCHE DA RISPETTARE
IMPORTANT TO MATCH BRACKETS ON BACK OF PANEL TO WALL POSITION



PARETE
WALL

NR.4 ZANCHE REGGI-PENSILE
PER FISSAGGIO PANNELLO
DA FISSARE A PARETE
*NR.4 FIX LOOSE BRACKETS
TO WALL*

PANNELLO LED
LED PANEL

Caratteristiche tecniche del pannello LED

LED panel technical data

CARATTERISTICHE

FISICHE

Spessore: 29 mm
Peso: 22 Kg / m²
Materiali: Alluminio - Acrilico

ELETTICHE

Voltaggio: 24 VDC
Consumi: Bianco 20 W / m

DIMMERABILITÀ

DALI - DMX - PWM - PUSH
0..10V / 1..10V Bluetooth - Radiocomando

POSIZIONAMENTO LED

2 lati

AMBIENTE DI UTILIZZO

Interno

DURATA STIMATA

50.000 h

ALIMENTAZIONE

24 VDC

CARATTERISTICHE LED

LED Osram
CRI Ra>90 - R9>50
SDCM 3
Durata utile L70 B50=50.000 h a 25°C

COLORE LED

Bianco Neutro

FEATURES

PHYSICAL

Thickness: 29 mm / 1 1/8"
Weight: 22 Kg / m²
Materials: Aluminium - Acrylic

ELECTRICAL

Voltage: 24 VDC
Power: White 20 W / m

DIMMABLE

DALI - DMX - PWM - PUSH
0..10V / 1..10V Bluetooth - Remote control

LED POSITIONING

2 sides

USE ENVIRONMENT

Indoor

LIFE TIME

50.000 h

VOLTAGE SUPPLY

24 VDC

LED FEATURES

LED Osram
CRI Ra>90 - R9>50
SDCM 3
Life time L70 B50=50.000 h a 25°C

LED COLOUR

Neutral White

DIMENSIONI DISPONIBILI PANNELLO LED

LED PANEL AVAILABLE DIMENSIONS

LUNGHEZZA / LENGHT


Min.210 / Max 3000 mm
Min. 8 1/4" / Max 118 1/8"

LARGHEZZA / WIDTH

Min.210 / Max 1510 mm
Min. 8 1/4" / Max 47 5/8"

PROFONDITÀ / THICKNESS

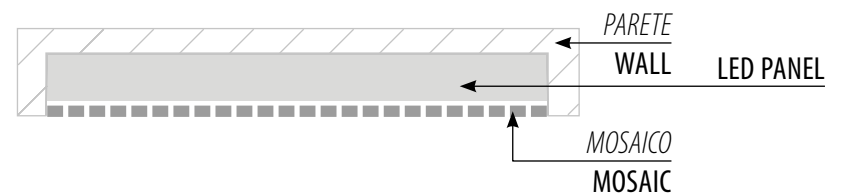
Spessore pannello led 29 mm + mosaico + colla = 35 mm
Led panel thickness 1 1/8" + Mosaic + Glue = 1 3/8"



2 lati LED (lati lunghi)
LED strips two long sides



INSTALLAZIONE / INSTALLATION



Peso teorico al m indicativo. Peso effettivo comunicato in fase di progettazione.

ALIMENTATORE DISPONIBILE

CON INPUT DA 100 / 250 Vac CON FREQUENZA DA 47 / 63 Hz

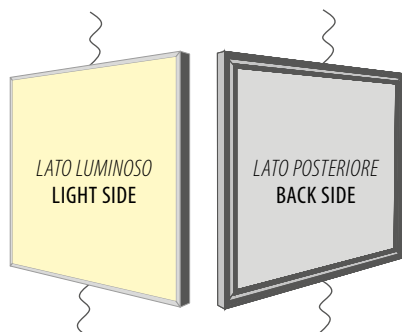
Approximate theoretical weight per m.

The actual weight will be communicated at the design stage.

DIMMABLE AVAILABLE WITH INPUT

FROM 100 / 250 Vac WITH FREQUENCY FROM 47 / 63 Hz

INFORMAZIONI USCITA CAVI / INFORMATION ON POWER CABLE EXIT POINTS





L'uscita cavo di alimentazione, se non diversamente specificato, è posizionata sul lato posteriore del pannello in prossimità del centro dei profili sul lato lungo. La lunghezza del cavo di alimentazione è determinata dalle dimensioni del pannello, dalla tipologia d'installazione o da specifiche richieste dal cliente.

The exit cable's hole standard position, unless otherwise specified, is located on the Panel's back side close proximity to the profile center, on the long side. The power cable's section may change according to the panel's dimension, mounting system and consumer request.

Sequenza di montaggio del mosaico artistico su pannello LED

Artistic mosaic mounting sequence on LED panel

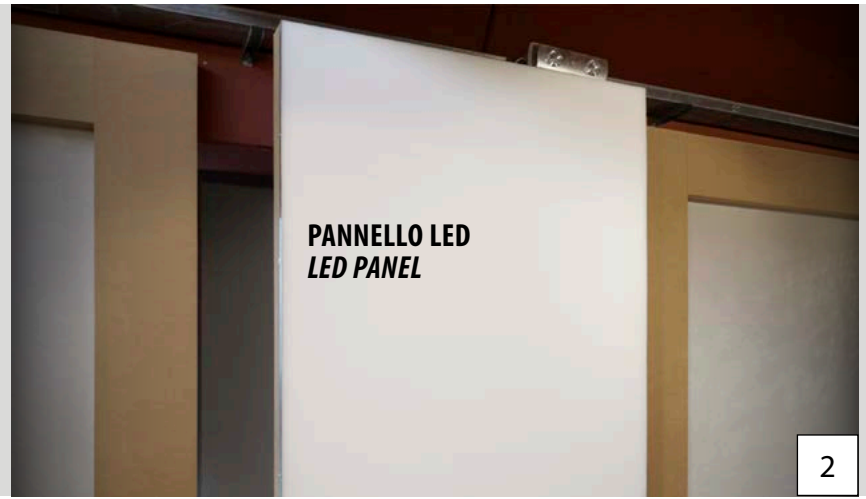


Sequenza di montaggio del mosaico artistico su pannello LED

Artistic mosaic mounting sequence on LED panel



1



2

Inizio fasi di montaggio con silicone neutro trasparente
Start of mounting phases with clear silicone



Spatola dentata
Notched trowel

5



6



Silicone da lisciare dopo la posa
Silicone to be smoothed after laying



9



10

Posa del mosaico
Mounting mosaic phase






Sequenza di montaggio del mosaico artistico su pannello LED

Artistic mosaic mounting sequence on LED panel



13



14



17



18

Stuccaggio
Plaster




21



22

Pulizia
Cleaning







 Light off



 Light on



LEGAL NOTICE

By retaining this SICIS catalogue,

you acknowledge and agree to the following:

This catalogue is and remains the property of SICIS s.r.l. ("SICIS").

SICIS reserves the right, at any time, to request the return of this catalogue.

The catalogue is provided to you FREE OF CHARGE and is NOT FOR RESALE. If you paid for this catalogue, please write to SICIS at the address provided below.

Copyright laws protect the content of this catalogue, including, without limitation, the photographs, images, text, layout and designs contained therein.

The reproduction or copying of any part of this catalogue, including, without limitation, the photographs, images, text, layout and designs contained therein, IS PROHIBITED, and legal action may be commenced against anyone, including, but not limited to, yourself, who violates this prohibition.

By giving you a copy of this catalogue, SICIS is not thereby giving you any license, either implied or express, to reproduce or copy it or any parts of it, in any way.

The trademark SICIS® is a registered trademark and the property of SICIS s.r.l., and is protected under domestic and international laws.

SICIS reserves all its rights and remedies.

AVVISO LEGALE

Ricevendo il presente catalogo SICIS,

prendi atto ed accetti i seguenti termini e condizioni:

Il presente catalogo è e rimane di proprietà di SICIS s.r.l. ("SICIS").

SICIS si riserva il diritto, in qualsiasi momento, di richiederne la restituzione.

Il catalogo è fornito a TITOLO GRATUITO e NON ne è AUTORIZZATA LA RIVENDITA. Se hai dovuto pagare per questo catalogo, ti preghiamo di segnalarcelo scrivendoci all'indirizzo riportato di seguito.

Le leggi in materia di diritto d'autore (Copyright) proteggono il contenuto del presente catalogo, inclusi, senza alcuna limitazione, le fotografie, immagini, testi, layout ed i disegni in esso contenuti.

La riproduzione o la copia di qualsiasi parte del presente catalogo, inclusi, senza alcuna limitazione, le fotografie, immagini, testi, layout ed i disegni in esso contenuti, È VIETATA, e SICIS si riserva il diritto di intraprendere azione legale nei confronti di chiunque (incluso te) violi il presente divieto.

L'aver ricevuto una copia del presente catalogo, non dà diritto in alcun modo ad alcuna licenza da parte di SICIS, né implicita né tantomeno espressa, di riprodurre o copiare, in qualsiasi modo o forma, alcuna parte di esso.

Il marchio SICIS® è un marchio registrato e di proprietà della SICIS s.r.l., ed è protetto dalle leggi nazionali ed internazionali in materia.

SICIS espressamente si riserva tutti i diritti e rimedi.

www.sicis.com · info@sicis.com

SICIS · Sede Legale · Via Borgonuovo, 29 · 20121 Milano (Italy)

Sicis s.r.l. Ravenna (Italy) · April 2019

© 2019 Sicis S.r.l.

SICIS® is trademark of Sicis S.r.l.

SICIS ITALY

Showroom Milano

20121 · Via Fatebenefratelli, 8

Ph. +39 02 87 60 99 · Fax +39 02 72 09 68 53

Showroom & Factory Ravenna (Italy)

48123 · Via Canala, 85

Ph. +39 0544 469 711 · Fax +39 0544 46 98 11

SICIS FRANCE

Showroom Paris

75008 · 41, Rue François 1er

Ph. +33 (0)1 4952 8989 · Fax +33 (0)1 4952 8990

SICIS SPAIN

Showroom Madrid

28006 · 33, calle José Ortega y Gasset

Ph. +34 91066252

SICIS UNITED KINGDOM

Showroom & Offices London

15A Dover St, Mayfair, W1S 4LR

Ph. +44 207 491 9849

SICIS ME

Showroom & Offices Dubai, (UAE)

Villa 12 · P. O. Box 23592

Corner of Umm Al Sheif & Jumeirah Beach Road

Ph. +971 (0)4 395 3835 · Fax +971 (0)4 395 3860

SICIS NORTH AMERICA

Corporate Headquarters New York

10454 · 150 Bruckner Blvd Bronx

Ph. +1 212 965 4100 · Fax +1 646 390 4587

SICIS HONG KONG

Showroom Hong Kong

Queen's Cube

235/237 Queen's Road East, Wan Chai

Ph. +(852) 2832 2830 · Fax +(852) 2833 9009

SICIS SHANGHAI


Showroom Shanghai

Room B101 · B1 Floor · Bellagio Shanghai

188th North Suzhou Road · Hongkou District

Shanghai, China 200080

Mob. +(86) 138 1060 0765 · +(86) 15921504586



SICIS®